






**SRO Test**  
Sebring International Raceway  
GTWCA / GTA (GT2 & SRO3 ONLY) Test Session 2

Flags Analysis

	Time	Elapsed	Flag / Message	Flag Time	Acum. Flag Time	Lap
	12:55:00.000	-	GREEN FLAG	3:18.253	3:18.253	1
	12:58:18.253	3:18.253	RED FLAG			
	12:58:18.253	3:18.253	RED FLAG	3:32.946	3:32.946	2
	13:01:51.199	6:51.199	GREEN FLAG	48:13.523	51:31.776	3
	13:01:51.199	6:51.199	GREEN FLAG			
	13:03:35.599	8:35.599	Car 99: Penalty - Lininig up at Pit Exit - Drive Through			
	13:04:49.663	9:49.663	Car 99: Penalty Served			
	13:27:48.672	32:48.672	Car 8A: Penalty - Pit Lane Speed Violation - Stop + Go			
	13:30:40.247	35:40.247	Car 8A: Penalty Served			
	13:49:23.416	54:23.416	GTWCA / GTA Test Session 1 (Previous Entries accidentally listed in TC - Race 1)			
	13:50:04.722	55:04.722	RED FLAG			
	13:50:04.722	55:04.722	RED FLAG	2:53.034	6:25.980	23
	13:52:57.756	57:57.756	CHECKERED FLAG	-	-	24