

## Pirelli GT4 America Sebring International Raceway Race 2

### Stints Analysis

Nr. Driver	Start	End	Type	Time	T.Track	T.Driver	Stint	Nr. Driver	Start	End	Type	Time	T.Track	T.Driver	Stin
------------	-------	-----	------	------	---------	----------	-------	------------	-------	-----	------	------	---------	----------	------

<b>03</b>	<b>Precision Racing LA</b>							Pro-Am
	Toyota Gazoo Racing GR Supra GT4 EVO2							

1	R. Eversley	12:45:03	13:13:29	TRACK	28:25.889	28:25.889	28:25.889	28:25.889
		13:13:29	13:14:54	PIT	1:25.692		1:25.692	
2	K. Forman	13:14:54	13:45:03	TRACK	30:08.419	30:08.419	30:08.419	30:08.419

	T. Track	T. Pits	Pit PN	Pit SC	T. Time
K. Forman	30:08.419				30:08.419
	Min: -	Max:			
R. Eversley	28:25.889				28:25.889
	Min: -	Max:			

<b>7</b>	<b>ACI Motorsports</b>							Silver
	Porsche 718 Cayman GT4 RS Clubsport							

1	Y. Baltas	12:45:03	13:08:55	TRACK	23:51.804	23:51.804	23:51.804	23:51.804
		13:08:55	13:10:21	PIT	1:26.115		1:26.115	
2	J. Llibre	13:10:21	13:45:03	TRACK	34:42.081	34:42.081	34:42.081	34:42.081

	T. Track	T. Pits	Pit PN	Pit SC	T. Time
J. Llibre	34:42.081				34:42.081
	Min: -	Max:			
Y. Baltas	23:51.804				23:51.804
	Min: -	Max:			

<b>10</b>	<b>ACI Motorsports</b>							Am
	Porsche 718 Cayman GT4 RS Clubsport							

1	M. Gafurov	12:45:03	13:18:06	TRACK	33:03.487	33:03.487	33:03.487	33:03.487
		13:18:06	13:19:31	PIT	1:24.987		1:24.987	
2	R. Poole	13:19:31	13:45:03	TRACK	25:31.526	25:31.526	25:31.526	25:31.526

	T. Track	T. Pits	Pit PN	Pit SC	T. Time
R. Poole	25:31.526				25:31.526
	Min: -	Max:			
M. Gafurov	33:03.487				33:03.487
	Min: -	Max:			

<b>17</b>	<b>Rigid Speed Company</b>							Am
	BMW M4 GT4 (G82) EVO							

1	L. Catania	12:45:03	13:15:42	TRACK	30:38.962	30:38.962	30:38.962	30:38.962
		13:15:42	13:17:06	PIT	1:24.464		1:24.464	
2	J. Catania	13:17:06	13:45:03	TRACK	27:56.574	27:56.574	27:56.574	27:56.574

	T. Track	T. Pits	Pit PN	Pit SC	T. Time
J. Catania	27:56.574				27:56.574
	Min: -	Max:			
L. Catania	30:38.962				30:38.962
	Min: -	Max:			

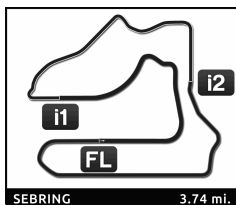
<b>19</b>	<b>Auto Technic Racing</b>							Pro-Am
	BMW M4 GT4 (G82) EVO							

1	S. McAleer	12:45:03	13:04:47	TRACK	19:44.314	19:44.314	19:44.314	19:44.314
	S. McAleer	13:04:47	13:05:58	PIT	1:10.972	19:44.314	20:55.286	
2	S. McAleer	13:05:58	13:19:18	TRACK	13:19.660	33:03.974	34:14.946	13:19.660
		13:19:18	13:20:42	PIT	1:24.346		1:24.346	
3	S. McAleer	13:20:42	13:45:03	TRACK	24:20.708	24:20.708	24:20.708	24:20.708

	T. Track	T. Pits	Pit PN	Pit SC	T. Time
S. McAleer	24:20.708				24:20.708
	Min: -	Max:			
S. McAleer	33:03.974	1:10.972			34:14.946
	Min: -	Max:			

<b>21</b>	<b>ACI Motorsports</b>							Am
	BMW M4 GT4 (G82) EVO							

1	A. Garcia	12:45:03	13:13:25	TRACK	28:21.997	28:21.997	28:21.997	28:21.997
---	-----------	----------	----------	-------	-----------	-----------	-----------	-----------



## Pirelli GT4 America Sebring International Raceway Race 2

### Stints Analysis

Nr. Driver	Start	End	Type	Time	T.Track	T.Driver	Stint	Nr. Driver	Start	End	Type	Time	T.Track	T.Driver	Stin
------------	-------	-----	------	------	---------	----------	-------	------------	-------	-----	------	------	---------	----------	------

2	M. Garcia	13:13:25	13:14:50	PIT	1:25.210		1:25.210									
		13:14:50	13:45:03	TRACK	30:12.793	30:12.793	30:12.793									

	T. Track	T. Pits	Pit PN	Pit SC	T. Time
M. Garcia	30:12.793				30:12.793
	Min: -	Max:			
A. Garcia	28:21.997				28:21.997
	Min: -	Max:			

24	Kellymoss											
	Porsche 718 Cayman GT4 RS Clubsport	Silver										

1	A. Freiberg	12:45:03	13:17:56	TRACK	32:52.794	32:52.794	32:52.794	32:52.794								
		13:17:56	13:19:21	PIT	1:25.134		1:25.134									

2	L. Unser	13:19:21	13:45:03	TRACK	25:42.072	25:42.072	25:42.072	25:42.072								
---	----------	----------	----------	-------	-----------	-----------	-----------	-----------	--	--	--	--	--	--	--	--

	T. Track	T. Pits	Pit PN	Pit SC	T. Time
L. Unser	25:42.072				25:42.072
	Min: -	Max:			
A. Freiberg	32:52.794				32:52.794
	Min: -	Max:			

25	ACI Motorsports											
	Porsche 718 Cayman GT4 RS Clubsport	Pro-Am										

1	R. Yardley	12:45:03	13:17:55	TRACK	32:52.112	32:52.112	32:52.112	32:52.112								
		13:17:55	13:19:21	PIT	1:26.443		1:26.443									

2	D. Hot	13:19:21	13:45:03	TRACK	25:41.445	25:41.445	25:41.445	25:41.445								
---	--------	----------	----------	-------	-----------	-----------	-----------	-----------	--	--	--	--	--	--	--	--

	T. Track	T. Pits	Pit PN	Pit SC	T. Time
D. Hot	25:41.445				25:41.445
	Min: -	Max:			
R. Yardley	32:52.112				32:52.112
	Min: -	Max:			

028	RS1											
	Porsche 718 Cayman GT4 RS Clubsport	Silver										

1	L. Mars	12:45:03	13:10:58	TRACK	25:55.208	25:55.208	25:55.208	25:55.208								
		13:10:58	13:12:22	PIT	1:24.430		1:24.430									

2	S. Pumpelly	13:12:22	13:45:03	TRACK	32:40.362	32:40.362	32:40.362	32:40.362								
---	-------------	----------	----------	-------	-----------	-----------	-----------	-----------	--	--	--	--	--	--	--	--

	T. Track	T. Pits	Pit PN	Pit SC	T. Time
S. Pumpelly	32:40.362				32:40.362
	Min: -	Max:			
L. Mars	25:55.208				25:55.208
	Min: -	Max:			

30	TechSport Racing											
	Ford Mustang GT4 (S650)	Am										

1	F. Muniz	12:45:03	13:18:01	TRACK	32:57.973	32:57.973	32:57.973	32:57.973								
		13:18:01	13:19:25	PIT	1:24.269		1:24.269									

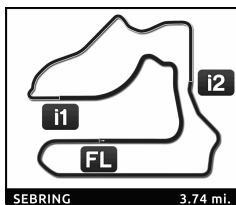
2	T. Stone	13:19:25	13:45:03	TRACK	25:37.758	25:37.758	25:37.758	25:37.758								
---	----------	----------	----------	-------	-----------	-----------	-----------	-----------	--	--	--	--	--	--	--	--

	T. Track	T. Pits	Pit PN	Pit SC	T. Time
T. Stone	25:37.758				25:37.758
	Min: -	Max:			
F. Muniz	32:57.973				32:57.973
	Min: -	Max:			

33	Blackdog Racing											
	McLaren Artura GT4	Pro-Am										

1	M. Cooper	12:45:03	13:19:54	TRACK	34:51.687	34:51.687	34:51.687	34:51.687								
		13:19:54	13:21:20	PIT	1:25.727		1:25.727									

2	T. Caples	13:21:20	13:45:03	TRACK	23:42.586	23:42.586	23:42.586	23:42.586								
---	-----------	----------	----------	-------	-----------	-----------	-----------	-----------	--	--	--	--	--	--	--	--



## Pirelli GT4 America Sebring International Raceway Race 2

### Stints Analysis

Nr. Driver	Start	End	Type	Time	T.Track	T.Driver	Stint	Nr. Driver	Start	End	Type	Time	T.Track	T.Driver	Stin
------------	-------	-----	------	------	---------	----------	-------	------------	-------	-----	------	------	---------	----------	------

	T. Track	T. Pits	Pit PN	Pit SC	T. Time
T. Gables	23:42.586				23:42.586
	Min: - Max:				
M. Cooper	34:51.687				34:51.687
	Min: - Max:				

### 36 BimmerWorld BMW M4 GT4 (G82) EVO Am

1 J. Clay	12:45:03	13:08:59	TRACK	23:56.365	23:56.365	23:56.365	23:56.365
	13:08:59	13:10:24	PIT	1:24.440		1:24.440	
2 J. Walker Jr.	13:10:24	13:45:03	TRACK	34:39.195	34:39.195	34:39.195	34:39.195

	T. Track	T. Pits	Pit PN	Pit SC	T. Time
J. Walker Jr.	34:39.195				34:39.195
	Min: - Max:				
J. Clay	23:56.365				23:56.365
	Min: - Max:				

### 38 BimmerWorld BMW M4 GT4 (G82) EVO Pro-Am

1 T. McQuarrie	12:45:03	12:56:00	TRACK	10:56.790	10:56.790	10:56.790	10:56.790
	12:56:00	12:58:21	PIT	2:21.264	10:56.790	13:18.054	
2 T. McQuarrie	12:58:21	13:16:07	TRACK	17:46.040	28:42.830	31:04.094	17:46.040
	13:16:07	13:17:32	PIT	1:24.967		1:24.967	
3 M. Petramalo	13:17:32	13:45:03	TRACK	27:30.939	27:30.939	27:30.939	27:30.939

	T. Track	T. Pits	Pit PN	Pit SC	T. Time
M. Petramalo	27:30.939				27:30.939
	Min: - Max:				
T. McQuarrie	28:42.830	2:21.264			31:04.094
	Min: - Max:				

### 39 Dome Motorsport Mercedes-AMG GT4 Pro-Am

1 M. Miller	12:45:03	13:11:04	TRACK	26:01.377	26:01.377	26:01.377	26:01.377
	13:11:04	13:12:29	PIT	1:24.630		1:24.630	
2 A. Patten	13:12:29	13:45:03	TRACK	32:33.993	32:33.993	32:33.993	32:33.993

	T. Track	T. Pits	Pit PN	Pit SC	T. Time
A. Patten	32:33.993				32:33.993
	Min: - Max:				
M. Miller	26:01.377				26:01.377
	Min: - Max:				

### 40 Off Leash Motorsports Mercedes-AMG GT4 Pro-Am

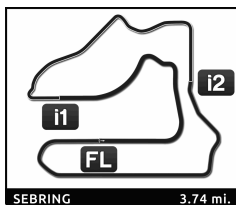
1 H. Gottsacker	12:45:03	20:00:00	TRACK				
-----------------	----------	----------	-------	--	--	--	--

	T. Track	T. Pits	Pit PN	Pit SC	T. Time
K. Clifford					
	Min: - Max:				
H. Gottsacker					
	Min: - Max:				

### 47 NOLASPORT Porsche 718 Cayman GT4 RS Clubsport Pro-Am

1 M. Leist	12:45:03	13:19:51	TRACK	34:47.827	34:47.827	34:47.827	34:47.827
	13:19:51	13:21:16	PIT	1:25.070		1:25.070	
2 M. Travis	13:21:16	13:45:03	TRACK	23:47.103	23:47.103	23:47.103	23:47.103

	T. Track	T. Pits	Pit PN	Pit SC	T. Time
M. Travis	23:47.103				23:47.103
	Min: - Max:				
M. Leist	34:47.827				34:47.827
	Min: - Max:				



## Pirelli GT4 America Sebring International Raceway Race 2

### Stints Analysis

Nr. Driver	Start	End	Type	Time	T.Track	T.Driver	Stint	Nr. Driver	Start	End	Type	Time	T.Track	T.Driver	Stin
------------	-------	-----	------	------	---------	----------	-------	------------	-------	-----	------	------	---------	----------	------

<b>48</b>	<b>McCumbee McAleer Racing</b>						
	Ford Mustang GT4 (S650) Pro-Am						

1	J. Altzman	12:45:03	12:47:23	TRACK	2:20.477	2:20.477	2:20.477	2:20.477
---	------------	----------	----------	-------	----------	----------	----------	----------

	T. Track	T. Pits	Pit PN	Pit SC	T. Time
Z. Lee					
J. Altzman	2:20.477				2:20.477
	Min: - Max:				

<b>51</b>	<b>Auto Technic Racing</b>						
	BMW M4 GT4 (G82) EVO Silver						

1	F. Selldorff	12:45:03	12:47:22	TRACK	2:19.075	2:19.075	2:19.075	2:19.075
---	--------------	----------	----------	-------	----------	----------	----------	----------

	T. Track	T. Pits	Pit PN	Pit SC	T. Time
K. Boehm					
F. Selldorff	2:19.075				2:19.075
	Min: - Max:				

<b>52</b>	<b>Kellymoss</b>						
	Porsche 718 Cayman GT4 RS Clubsport Pro-Am						

1	E. Filgueiras	12:45:03	13:17:48	TRACK	32:44.984	32:44.984	32:44.984	32:44.984
---	---------------	----------	----------	-------	-----------	-----------	-----------	-----------

		13:17:48	13:19:13	PIT	1:25.240		1:25.240	
--	--	----------	----------	-----	----------	--	----------	--

2	T. Kopczynski	13:19:13	13:45:03	TRACK	25:49.776	25:49.776	25:49.776	25:49.776
---	---------------	----------	----------	-------	-----------	-----------	-----------	-----------

	T. Track	T. Pits	Pit PN	Pit SC	T. Time
T. Kopczynski	25:49.776				25:49.776
E. Filgueiras	32:44.984				32:44.984
	Min: - Max:				

<b>68</b>	<b>RAFA Racing Team</b>						
	Toyota Gazoo Racing GR Supra GT4 EVO2 Silver						

1	T. Gonzalez	12:45:03	13:17:38	TRACK	32:35.412	32:35.412	32:35.412	32:35.412
---	-------------	----------	----------	-------	-----------	-----------	-----------	-----------

		13:17:38	13:19:04	PIT	1:25.894		1:25.894	
--	--	----------	----------	-----	----------	--	----------	--

2	W. Workman	13:19:04	13:45:03	TRACK	25:58.694	25:58.694	25:58.694	25:58.694
---	------------	----------	----------	-------	-----------	-----------	-----------	-----------

	T. Track	T. Pits	Pit PN	Pit SC	T. Time
W. Workman	25:58.694				25:58.694
T. Gonzalez	32:35.412				32:35.412
	Min: - Max:				

<b>72</b>	<b>RAFA Racing Team</b>						
	Toyota Gazoo Racing GR Supra GT4 EVO2 Am						

1	K. Schmied	12:45:03	13:17:57	TRACK	32:54.420	32:54.420	32:54.420	32:54.420
---	------------	----------	----------	-------	-----------	-----------	-----------	-----------

		13:17:57	13:19:26	PIT	1:28.402		1:28.402	
--	--	----------	----------	-----	----------	--	----------	--

2	A. Geraci	13:19:26	13:45:03	TRACK	25:37.178	25:37.178	25:37.178	25:37.178
---	-----------	----------	----------	-------	-----------	-----------	-----------	-----------

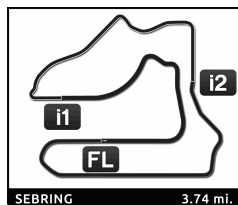
	T. Track	T. Pits	Pit PN	Pit SC	T. Time
A. Geraci	25:37.178				25:37.178
K. Schmied	32:54.420				32:54.420
	Min: - Max:				

<b>73</b>	<b>Kellymoss</b>						
	Porsche 718 Cayman GT4 RS Clubsport Silver						

1	P. Bocuse	12:45:03	13:11:11	TRACK	26:08.545	26:08.545	26:08.545	26:08.545
---	-----------	----------	----------	-------	-----------	-----------	-----------	-----------

		13:11:11	13:12:36	PIT	1:24.711		1:24.711	
--	--	----------	----------	-----	----------	--	----------	--

2	E. Hoffmann	13:12:36	13:45:03	TRACK	32:26.744	32:26.744	32:26.744	32:26.744
---	-------------	----------	----------	-------	-----------	-----------	-----------	-----------



## Pirelli GT4 America

### Sebring International Raceway

### Race 2

### Stints Analysis

Nr. Driver	Start	End	Type	Time	T.Track	T.Driver	Stint	Nr. Driver	Start	End	Type	Time	T.Track	T.Driver	Stin
------------	-------	-----	------	------	---------	----------	-------	------------	-------	-----	------	------	---------	----------	------

	T. Track	T. Pits	Pit PN	Pit SC	T. Time
E. Hoffmann	32:26.744				32:26.744
	Min: -	Max:			
P. Bocuse	26:08.545				26:08.545
	Min: -	Max:			

### 94 Random Vandals Racing

BMW M4 GT4 (G82) EVO Pro-Am

1 K. Koch	12:45:03	13:17:42	TRACK	32:39.654	32:39.654	32:39.654	32:39.654
	13:17:42	13:19:07	PIT	1:24.442		1:24.442	
2 S. Craven	13:19:07	13:45:03	TRACK	25:55.904	25:55.904	25:55.904	25:55.904

	T. Track	T. Pits	Pit PN	Pit SC	T. Time
S. Craven	25:55.904				25:55.904
	Min: -	Max:			
K. Koch	32:39.654				32:39.654
	Min: -	Max:			

### 98 Random Vandals Racing

BMW M4 GT4 (G82) EVO Silver

1 J. Green	12:45:03	13:15:33	TRACK	30:29.882	30:29.882	30:29.882	30:29.882
	13:15:33	13:16:57	PIT	1:24.396		1:24.396	
2 B. Colombo	13:16:57	13:45:03	TRACK	28:05.722	28:05.722	28:05.722	28:05.722

	T. Track	T. Pits	Pit PN	Pit SC	T. Time
B. Colombo	28:05.722				28:05.722
	Min: -	Max:			
J. Green	30:29.882				30:29.882
	Min: -	Max:			

### 131 Advance Motorsports

McLaren Artura GT4 Silver

1 J. Maley	12:45:03	13:17:51	TRACK	32:48.240	32:48.240	32:48.240	32:48.240
	13:17:51	13:19:23	PIT	1:31.850		1:31.850	
2 A. Jurs	13:19:23	13:45:03	TRACK	25:39.910	25:39.910	25:39.910	25:39.910

	T. Track	T. Pits	Pit PN	Pit SC	T. Time
A. Jurs	25:39.910				25:39.910
	Min: -	Max:			
J. Maley	32:48.240				32:48.240
	Min: -	Max:			

### 137 LAP Motorsports

Ford Mustang GT4 (S650) Pro-Am

1 F. Tomlinson	12:45:03	13:17:59	TRACK	32:56.520	32:56.520	32:56.520	32:56.520
	13:17:59	13:19:38	PIT	1:39.182		1:39.182	
2 L. Tomlinson	13:19:38	13:45:03	TRACK	25:24.298	25:24.298	25:24.298	25:24.298

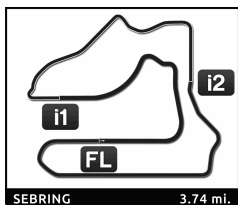
	T. Track	T. Pits	Pit PN	Pit SC	T. Time
L. Tomlinson	25:24.298				25:24.298
	Min: -	Max:			
F. Tomlinson	32:56.520				32:56.520
	Min: -	Max:			

### 188 Random Vandals Racing

BMW M4 GT4 (G82) EVO Am

1 D. Stripling	12:45:03	13:15:40	TRACK	30:37.079	30:37.079	30:37.079	30:37.079
	13:15:40	13:17:05	PIT	1:24.741		1:24.741	
2 J. Holt	13:17:05	13:45:03	TRACK	27:58.180	27:58.180	27:58.180	27:58.180

	T. Track	T. Pits	Pit PN	Pit SC	T. Time
J. Holt	27:58.180				27:58.180
	Min: -	Max:			
D. Stripling	30:37.079				30:37.079
	Min: -	Max:			



**Pirelli GT4 America**  
Sebring International Raceway  
Race 2

Stints Analysis

Nr. Driver	Start	End	Type	Time	T.Track	T.Driver	Stint	Nr. Driver	Start	End	Type	Time	T.Track	T.Driver	Stin
------------	-------	-----	------	------	---------	----------	-------	------------	-------	-----	------	------	---------	----------	------

**413** Colorado Motorsports by Flying Lizard  
BMW M4 GT4 (G82) Am

1	K. Wilson	12:45:03	12:47:29	TRACK	2:26.104	2:26.104	2:26.104	2:26.104
	K. Wilson	12:47:29	12:48:45	PIT	1:16.383	2:26.104	3:42.487	
2	K. Wilson	12:48:45	13:02:15	TRACK	13:29.852	15:55.956	17:12.339	13:29.852
	K. Wilson	13:02:15	13:02:54	PIT-PN	38.887	15:55.956	17:51.226	14:08.739
3	K. Wilson	13:02:54	13:11:48	TRACK	8:54.002	24:49.958	26:45.228	23:02.741
		13:11:48	13:13:14	PIT	1:25.952		1:25.952	
4	Z. Lumsden	13:13:14	13:45:03	TRACK	31:48.820	31:48.820	31:48.820	31:48.820

	T. Track	T. Pits	Pit PN	Pit SC	T. Time
Z. Lumsden	31:48.820				31:48.820
	Min: - Max:				
K. Wilson	24:49.958	1:55.270	38.887		26:45.228
	Min: - Max:				

**812** RAFA Racing Team  
Toyota Gazoo Racing GR Supra GT4 EVO2 Pro-Am

1	W. Neugebauer	12:45:03	13:17:50	TRACK	32:46.988	32:46.988	32:46.988	32:46.988
		13:17:50	13:19:20	PIT	1:29.890		1:29.890	
2	C. Spada	13:19:20	13:45:03	TRACK	25:43.122	25:43.122	25:43.122	25:43.122

	T. Track	T. Pits	Pit PN	Pit SC	T. Time
C. Spada	25:43.122				25:43.122
	Min: - Max:				
W. Neugebauer	32:46.988				32:46.988
	Min: - Max:				