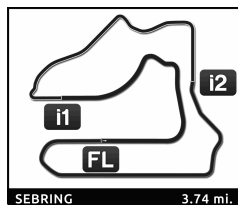


## Pirelli GT4 America Sebring International Raceway Race 1

### Stints Analysis

Nr. Driver	Start	End	Type	Time	T.Track	T.Driver	Stint	Nr. Driver	Start	End	Type	Time	T.Track	T.Driver	Stin	
<b>03</b>	<b>Precision Racing LA</b> Toyota Gazoo Racing GR Supra GT4 EVO2 Pro-Am															
1 K. Forman	17:40:03	18:04:14	TRACK	24:10.209	24:10.209	24:10.209	24:10.209									
	18:04:14	18:05:38	PIT	1:24.228		1:24.228										
2 R. Eversley	18:05:38	18:29:01	TRACK	23:23.399	23:23.399	23:23.399	23:23.399									
			<b>T. Track</b>	<b>T. Pits</b>	<b>Pit PN</b>	<b>Pit SC</b>	<b>T. Time</b>									
K. Forman			24:10.209				24:10.209									
			Min: -	Max:												
R. Eversley			23:23.399				23:23.399									
			Min: -	Max:												
<b>7</b>	<b>ACI Motorsports</b> Porsche 718 Cayman GT4 RS Clubsport Silver															
1 J. Llibre	17:40:03	18:04:02	TRACK	23:58.408	23:58.408	23:58.408	23:58.408									
	18:04:02	18:05:27	PIT	1:24.877		1:24.877										
2 Y. Baltas	18:05:27	18:40:03	TRACK	34:36.715	34:36.715	34:36.715	34:36.715									
			<b>T. Track</b>	<b>T. Pits</b>	<b>Pit PN</b>	<b>Pit SC</b>	<b>T. Time</b>									
J. Llibre			23:58.408				23:58.408									
			Min: -	Max:												
Y. Baltas			34:36.715				34:36.715									
			Min: -	Max:												
<b>10</b>	<b>ACI Motorsports</b> Porsche 718 Cayman GT4 RS Clubsport Am															
1 R. Poole	17:40:03	18:08:59	TRACK	28:55.852	28:55.852	28:55.852	28:55.852									
	18:08:59	18:10:26	PIT	1:26.799		1:26.799										
2 M. Gafurov	18:10:26	18:40:03	TRACK	29:37.349	29:37.349	29:37.349	29:37.349									
			<b>T. Track</b>	<b>T. Pits</b>	<b>Pit PN</b>	<b>Pit SC</b>	<b>T. Time</b>									
R. Poole			28:55.852				28:55.852									
			Min: -	Max:												
M. Gafurov			29:37.349				29:37.349									
			Min: -	Max:												
<b>17</b>	<b>Rigid Speed Company</b> BMW M4 GT4 (G82) EVO Am															
1 J. Catania	17:40:03	18:04:22	TRACK	24:18.394	24:18.394	24:18.394	24:18.394									
	18:04:22	18:05:46	PIT	1:24.306		1:24.306										
2 L. Catania	18:05:46	18:40:03	TRACK	34:17.300	34:17.300	34:17.300	34:17.300									
			<b>T. Track</b>	<b>T. Pits</b>	<b>Pit PN</b>	<b>Pit SC</b>	<b>T. Time</b>									
J. Catania			24:18.394				24:18.394									
			Min: -	Max:												
L. Catania			34:17.300				34:17.300									
			Min: -	Max:												
<b>19</b>	<b>Auto Technic Racing</b> BMW M4 GT4 (G82) EVO Pro-Am															
1 R. Krainz	17:40:03	17:42:31	TRACK	2:27.146	2:27.146	2:27.146	2:27.146									
	17:42:31	17:43:43	PIT	1:12.305	2:27.146	3:39.451										
2 R. Krainz	17:43:43	18:04:23	TRACK	20:40.139	23:07.285	24:19.590	20:40.139									
	18:04:23	18:05:47	PIT	1:24.375		1:24.375										
3 S. McAleer	18:05:47	18:40:03	TRACK	34:16.035	34:16.035	34:16.035	34:16.035									
			<b>T. Track</b>	<b>T. Pits</b>	<b>Pit PN</b>	<b>Pit SC</b>	<b>T. Time</b>									
R. Krainz			23:07.285	1:12.305			24:19.590									
			Min: -	Max:												
S. McAleer			34:16.035				34:16.035									
			Min: -	Max:												
<b>21</b>	<b>ACI Motorsports</b> BMW M4 GT4 (G82) EVO Am															
1 M. Garcia	17:40:03	18:06:18	TRACK	26:14.494	26:14.494	26:14.494	26:14.494									



## Pirelli GT4 America Sebring International Raceway Race 1

### Stints Analysis

Nr. Driver	Start	End	Type	Time	T.Track	T.Driver	Stint	Nr. Driver	Start	End	Type	Time	T.Track	T.Driver	Stin
	18:06:18	18:07:43	PIT	1:25.038			1:25.038								
2 A. Garcia	18:07:43	18:09:54	TRACK	2:10.547	2:10.547		2:10.547								
A. Garcia	18:09:54	18:10:32	PIT-PN	38.919	2:10.547	2:49.466	2:49.466								
3 A. Garcia	18:10:32	18:40:03	TRACK	29:31.002	31:41.549	32:20.468	32:20.468								

	T. Track	T. Pits	Pit PN	Pit SC	T. Time
M. Garcia	26:14.494				26:14.494
	Min: -	Max:			
A. Garcia	31:41.549	38.919	38.919		32:20.468
	Min: -	Max:			

### 24 Kellymoss Porsche 718 Cayman GT4 RS Clubsport Silver

1 L. Unser	17:40:03	18:04:06	TRACK	24:02.297	24:02.297	24:02.297	24:02.297
	18:04:06	18:05:31	PIT	1:25.358		1:25.358	
2 A. Freiberg	18:05:31	18:40:03	TRACK	34:32.345	34:32.345	34:32.345	34:32.345

	T. Track	T. Pits	Pit PN	Pit SC	T. Time
L. Unser	24:02.297				24:02.297
	Min: -	Max:			
A. Freiberg	34:32.345				34:32.345
	Min: -	Max:			

### 25 ACI Motorsports Porsche 718 Cayman GT4 RS Clubsport Pro-Am

1 D. Hot	17:40:03	17:55:42	TRACK	15:38.866	15:38.866	15:38.866	15:38.866
D. Hot	17:55:42	18:40:03	PIT	44:21.134	15:38.866	1:00:00.000	

	T. Track	T. Pits	Pit PN	Pit SC	T. Time
D. Hot	15:38.866	44:21.134			1:00:00.000
	Min: -	Max:			
R. Yardley					
	Min: -	Max:			

### 028 RS1 Porsche 718 Cayman GT4 RS Clubsport Silver

1 S. Pumpelly	17:40:03	18:05:59	TRACK	25:55.527	25:55.527	25:55.527	25:55.527
	18:05:59	18:07:25	PIT	1:26.225		1:26.225	
2 L. Mars	18:07:25	18:40:03	TRACK	32:38.248	32:38.248	32:38.248	32:38.248

	T. Track	T. Pits	Pit PN	Pit SC	T. Time
S. Pumpelly	25:55.527				25:55.527
	Min: -	Max:			
L. Mars	32:38.248				32:38.248
	Min: -	Max:			

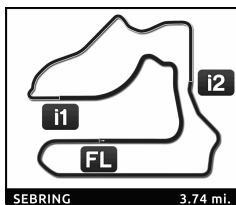
### 30 TechSport Racing Ford Mustang GT4 (S650) Am

1 T. Stone	17:40:03	18:06:29	TRACK	26:25.987	26:25.987	26:25.987	26:25.987
	18:06:29	18:08:03	PIT	1:33.810		1:33.810	
2 F. Muniz	18:08:03	18:30:45	TRACK	22:41.713	22:41.713	22:41.713	22:41.713
F. Muniz	18:30:45	18:40:03	PIT	9:18.490	22:41.713	32:00.203	

	T. Track	T. Pits	Pit PN	Pit SC	T. Time
T. Stone	26:25.987				26:25.987
	Min: -	Max:			
F. Muniz	22:41.713	9:18.490			32:00.203
	Min: -	Max:			

### 33 Blackdog Racing McLaren Artura GT4 Pro-Am

1 T. Caples	17:40:03	18:04:11	TRACK	24:07.663	24:07.663	24:07.663	24:07.663
	18:04:11	18:05:36	PIT	1:25.110		1:25.110	
2 M. Cooper	18:05:36	18:40:03	TRACK	34:27.227	34:27.227	34:27.227	34:27.227



## Pirelli GT4 America Sebring International Raceway Race 1

### Stints Analysis

Nr. Driver	Start	End	Type	Time	T.Track	T.Driver	Stint	Nr. Driver	Start	End	Type	Time	T.Track	T.Driver	Stin
------------	-------	-----	------	------	---------	----------	-------	------------	-------	-----	------	------	---------	----------	------

	T. Track	T. Pits	Pit PN	Pit SC	T. Time
T. Gables	24:07.663				24:07.663
	Min: -	Max:			
M. Cooper	34:27.227				34:27.227
	Min: -	Max:			

#### 36 BimmerWorld BMW M4 GT4 (G82) EVO Am

1 J. Walker Jr.	17:40:03	18:06:20	TRACK	26:16.977	26:16.977	26:16.977	26:16.977
	18:06:20	18:07:45	PIT	1:24.647		1:24.647	
2 J. Clay	18:07:45	18:40:03	TRACK	32:18.376	32:18.376	32:18.376	32:18.376

	T. Track	T. Pits	Pit PN	Pit SC	T. Time
J. Walker Jr.	26:16.977				26:16.977
	Min: -	Max:			
J. Clay	32:18.376				32:18.376
	Min: -	Max:			

#### 38 BimmerWorld BMW M4 GT4 (G82) EVO Pro-Am

1 M. Petramalo	17:40:03	18:04:19	TRACK	24:15.053	24:15.053	24:15.053	24:15.053
	18:04:19	18:05:43	PIT	1:24.560		1:24.560	
2 T. McQuarrie	18:05:43	18:40:03	TRACK	34:20.387	34:20.387	34:20.387	34:20.387

	T. Track	T. Pits	Pit PN	Pit SC	T. Time
M. Petramalo	24:15.053				24:15.053
	Min: -	Max:			
T. McQuarrie	34:20.387				34:20.387
	Min: -	Max:			

#### 39 Dome Motorsport Mercedes-AMG GT4 Pro-Am

1 A. Patten	17:40:03	18:06:11	TRACK	26:07.653	26:07.653	26:07.653	26:07.653
	18:06:11	18:07:37	PIT	1:25.477		1:25.477	
2 M. Miller	18:07:37	18:40:03	TRACK	32:26.870	32:26.870	32:26.870	32:26.870

	T. Track	T. Pits	Pit PN	Pit SC	T. Time
A. Patten	26:07.653				26:07.653
	Min: -	Max:			
M. Miller	32:26.870				32:26.870
	Min: -	Max:			

#### 40 Off Leash Motorsports Mercedes-AMG GT4 Pro-Am

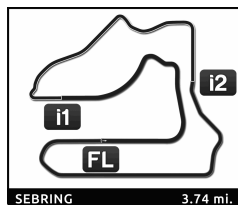
1 K. Clifford	17:40:03	20:00:00	TRACK				
---------------	----------	----------	-------	--	--	--	--

	T. Track	T. Pits	Pit PN	Pit SC	T. Time
K. Clifford					
	Min: -	Max:			
H. Gottsacker					
	Min: -	Max:			

#### 47 NOLASPORT Porsche 718 Cayman GT4 RS Clubsport Pro-Am

1 M. Travis	17:40:03	18:04:08	TRACK	24:04.658	24:04.658	24:04.658	24:04.658
	18:04:08	18:05:33	PIT	1:24.623		1:24.623	
2 M. Leist	18:05:33	18:40:03	TRACK	34:30.719	34:30.719	34:30.719	34:30.719

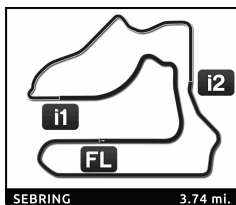
	T. Track	T. Pits	Pit PN	Pit SC	T. Time
M. Travis	24:04.658				24:04.658
	Min: -	Max:			
M. Leist	34:30.719				34:30.719
	Min: -	Max:			



## Pirelli GT4 America Sebring International Raceway Race 1

### Stints Analysis

Nr. Driver	Start	End	Type	Time	T.Track	T.Driver	Stint	Nr. Driver	Start	End	Type	Time	T.Track	T.Driver	Stin	
<b>48</b>	<b>McCumbee McAleer Racing</b> Ford Mustang GT4 (S650) Pro-Am															
1	Z. Lee	17:40:03	18:04:05	TRACK	24:01.331	24:01.331	24:01.331	24:01.331								
		18:04:05	18:05:31	PIT	1:26.653		1:26.653									
2	J. Altzman	18:05:31	18:18:56	TRACK	13:24.605	13:24.605	13:24.605	13:24.605								
	J. Altzman	18:18:56	18:19:36	PIT-PN	39.637	13:24.605	14:04.242	14:04.242								
3	J. Altzman	18:19:36	18:40:03	TRACK	20:27.774	33:52.379	34:32.016	34:32.016								
					<b>T. Track</b>	<b>T. Pits</b>	<b>Pit PN</b>	<b>Pit SC</b>	<b>T. Time</b>							
	Z. Lee				24:01.331				24:01.331							
					Min: -	Max:										
	J. Altzman				33:52.379	39.637	39.637		34:32.016							
					Min: -	Max:										
<b>51</b>	<b>Auto Technic Racing</b> BMW M4 GT4 (G82) EVO Silver															
1	K. Boehm	17:40:03	18:10:27	TRACK	30:23.090	30:23.090	30:23.090	30:23.090								
		18:10:27	18:11:51	PIT	1:24.741		1:24.741									
2	F. Selldorff	18:11:51	18:40:03	TRACK	28:12.169	28:12.169	28:12.169	28:12.169								
					<b>T. Track</b>	<b>T. Pits</b>	<b>Pit PN</b>	<b>Pit SC</b>	<b>T. Time</b>							
	K. Boehm				30:23.090				30:23.090							
					Min: -	Max:										
	F. Selldorff				28:12.169				28:12.169							
					Min: -	Max:										
<b>52</b>	<b>Kellymoss</b> Porsche 718 Cayman GT4 RS Clubsport Pro-Am															
1	T. Kopczynski	17:40:03	18:04:25	TRACK	24:21.757	24:21.757	24:21.757	24:21.757								
		18:04:25	18:05:50	PIT	1:24.603		1:24.603									
2	E. Filgueiras	18:05:50	18:40:03	TRACK	34:13.640	34:13.640	34:13.640	34:13.640								
					<b>T. Track</b>	<b>T. Pits</b>	<b>Pit PN</b>	<b>Pit SC</b>	<b>T. Time</b>							
	T. Kopczynski				24:21.757				24:21.757							
					Min: -	Max:										
	E. Filgueiras				34:13.640				34:13.640							
					Min: -	Max:										
<b>68</b>	<b>RAFA Racing Team</b> Toyota Gazoo Racing GR Supra GT4 EVO2 Silver															
1	W. Workman	17:40:03	18:06:05	TRACK	26:01.523	26:01.523	26:01.523	26:01.523								
		18:06:05	18:07:30	PIT	1:25.392		1:25.392									
2	T. Gonzalez	18:07:30	18:40:03	TRACK	32:33.085	32:33.085	32:33.085	32:33.085								
					<b>T. Track</b>	<b>T. Pits</b>	<b>Pit PN</b>	<b>Pit SC</b>	<b>T. Time</b>							
	W. Workman				26:01.523				26:01.523							
					Min: -	Max:										
	T. Gonzalez				32:33.085				32:33.085							
					Min: -	Max:										
<b>72</b>	<b>RAFA Racing Team</b> Toyota Gazoo Racing GR Supra GT4 EVO2 Am															
1	A. Geraci	17:40:03	18:04:10	TRACK	24:06.740	24:06.740	24:06.740	24:06.740								
		18:04:10	18:05:37	PIT	1:26.587		1:26.587									
2	K. Schmied	18:05:37	18:40:03	TRACK	34:26.673	34:26.673	34:26.673	34:26.673								
					<b>T. Track</b>	<b>T. Pits</b>	<b>Pit PN</b>	<b>Pit SC</b>	<b>T. Time</b>							
	A. Geraci				24:06.740				24:06.740							
					Min: -	Max:										
	K. Schmied				34:26.673				34:26.673							
					Min: -	Max:										
<b>73</b>	<b>Kellymoss</b> Porsche 718 Cayman GT4 RS Clubsport Silver															
1	E. Hoffmann	17:40:03	18:04:20	TRACK	24:16.176	24:16.176	24:16.176	24:16.176								



## Pirelli GT4 America Sebring International Raceway Race 1

### Stints Analysis

Nr. Driver	Start	End	Type	Time	T.Track	T.Driver	Stint	Nr. Driver	Start	End	Type	Time	T.Track	T.Driver	Stin
------------	-------	-----	------	------	---------	----------	-------	------------	-------	-----	------	------	---------	----------	------

2 P. Bocuse	18:04:20	18:05:49	PIT	1:29.265		1:29.265	
	18:05:49	18:40:03	TRACK	34:14.559	34:14.559	34:14.559	34:14.559

	T. Track	T. Pits	Pit PN	Pit SC	T. Time
E. Hoffmann	24:16.176				24:16.176
	Min: -	Max:			
P. Bocuse	34:14.559				34:14.559
	Min: -	Max:			

### 94 Random Vandals Racing BMW M4 GT4 (G82) EVO Pro-Am

1 S. Craven	17:40:03	18:06:12	TRACK	26:08.233	26:08.233	26:08.233	26:08.233
	18:06:12	18:07:36	PIT	1:24.531		1:24.531	
2 K. Koch	18:07:36	18:40:03	TRACK	32:27.236	32:27.236	32:27.236	32:27.236

	T. Track	T. Pits	Pit PN	Pit SC	T. Time
S. Craven	26:08.233				26:08.233
	Min: -	Max:			
K. Koch	32:27.236				32:27.236
	Min: -	Max:			

### 98 Random Vandals Racing BMW M4 GT4 (G82) EVO Silver

1 B. Colombo	17:40:03	18:03:58	TRACK	23:54.314	23:54.314	23:54.314	23:54.314
	18:03:58	18:05:22	PIT	1:24.528		1:24.528	
2 J. Green	18:05:22	18:40:03	TRACK	34:41.158	34:41.158	34:41.158	34:41.158

	T. Track	T. Pits	Pit PN	Pit SC	T. Time
B. Colombo	23:54.314				23:54.314
	Min: -	Max:			
J. Green	34:41.158				34:41.158
	Min: -	Max:			

### 131 Advance Motorsports McLaren Artura GT4 Silver

1 A. Jurs	17:40:03	18:10:42	TRACK	30:38.688	30:38.688	30:38.688	30:38.688
	18:10:42	18:12:09	PIT	1:27.329		1:27.329	
2 J. Maley	18:12:09	18:40:03	TRACK	27:53.983	27:53.983	27:53.983	27:53.983

	T. Track	T. Pits	Pit PN	Pit SC	T. Time
A. Jurs	30:38.688				30:38.688
	Min: -	Max:			
J. Maley	27:53.983				27:53.983
	Min: -	Max:			

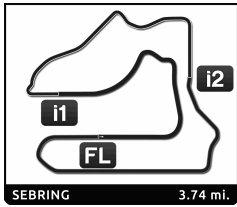
### 137 LAP Motorsports Ford Mustang GT4 (S650) Pro-Am

1 L. Tomlinson	17:40:03	17:52:58	TRACK	12:54.358	12:54.358	12:54.358	12:54.358
	17:52:58	17:53:38	PIT-PN	40.547	12:54.358	13:34.905	13:34.905
2 L. Tomlinson	17:53:38	18:04:58	TRACK	11:20.096	24:14.454	24:55.001	24:55.001
	18:04:58	18:06:41	PIT	1:42.628		1:42.628	
3 F. Tomlinson	18:06:41	18:13:21	TRACK	6:39.932	6:39.932	6:39.932	6:39.932
	18:13:21	18:14:10	PIT-PN	49.140	6:39.932	7:29.072	7:29.072
4 F. Tomlinson	18:14:10	18:40:03	TRACK	25:53.299	32:33.231	33:22.371	33:22.371

	T. Track	T. Pits	Pit PN	Pit SC	T. Time
L. Tomlinson	24:14.454	40.547	40.547		24:55.001
	Min: -	Max:			
F. Tomlinson	32:33.231	49.140	49.140		33:22.371
	Min: -	Max:			

### 188 Random Vandals Racing BMW M4 GT4 (G82) EVO Am

1 J. Holt	17:40:03	17:44:59	TRACK	4:55.918	4:55.918	4:55.918	4:55.918
	17:44:59	17:46:04	PIT	1:04.441	4:55.918	6:00.359	
2 J. Holt	17:46:04	18:06:35	TRACK	20:30.671	25:26.589	26:31.030	20:30.671



**Pirelli GT4 America**  
Sebring International Raceway  
Race 1

Stints Analysis

Nr. Driver	Start	End	Type	Time	T.Track	T.Driver	Stint	Nr. Driver	Start	End	Type	Time	T.Track	T.Driver	Stin
	18:06:35	18:08:01	PIT	1:26.307		1:26.307									
3 D. Stripling	18:08:01	18:40:03	TRACK	32:02.663	32:02.663	32:02.663	32:02.663								

	T. Track	T. Pits	Pit PN	Pit SC	T. Time
J. Holt	25:26.589	1:04.441			26:31.030
	Min: -	Max:			
D. Stripling	32:02.663				32:02.663
	Min: -	Max:			

**413**

**Colorado Motorsports by Flying Lizard**

BMW M4 GT4 (G82)

Am

1 Z. Lumsden	17:40:03	18:13:23	TRACK	33:19.825	33:19.825	33:19.825	33:19.825
	18:13:23	18:14:48	PIT	1:24.906		1:24.906	
2 K. Wilson	18:14:48	18:40:03	TRACK	25:15.269	25:15.269	25:15.269	25:15.269

	T. Track	T. Pits	Pit PN	Pit SC	T. Time
Z. Lumsden	33:19.825				33:19.825
	Min: -	Max:			
K. Wilson	25:15.269				25:15.269
	Min: -	Max:			

**812**

**RAFA Racing Team**

Toyota Gazoo Racing GR Supra GT4 EVO2

Pro-Am

1 C. Spada	17:40:03	17:42:26	TRACK	2:22.329	2:22.329	2:22.329	2:22.329
------------	----------	----------	-------	----------	----------	----------	----------

	T. Track	T. Pits	Pit PN	Pit SC	T. Time
C. Spada	2:22.329				2:22.329
	Min: -	Max:			
W. Neugebauer					
	Min: -	Max:			