

■ Personal Best ■ Session Best ■ Crossing the pit lane

Lap	D	Time	Elapsed	IM1a	IM1	IM2a	IM2	IM3a	FL
3 Gotham Motorsports 1.Yousuf Nabi <small>Ferrari 488 Challenge EVO</small>									
1	1	2:38.724	2:38.724	1:08.105	28.344	18.429	26.444	16.355	1.047
			Elapsed	1:08.105	1:36.449	1:54.878	2:21.322	2:37.677	2:38.724
2	1	2:03.604	4:42.328	41.861	24.719	16.318	24.040	15.668	0.998
			Elapsed	41.861	1:06.580	1:22.898	1:46.938	2:02.606	2:03.604
3	1	2:02.129	6:44.457	39.844	23.972	16.026	24.002	17.289	0.996
			Elapsed	39.844	1:03.816	1:19.842	1:43.844	2:01.133	2:02.129
4	1	2:03.299	8:47.756	39.556	24.365	16.170	24.817	17.313	1.078
			Elapsed	39.556	1:03.921	1:20.091	1:44.908	2:02.221	2:03.299
5	1	3:35.330 B	12:23.086	2:11.967	23.363	16.833	24.584	15.779	0.804
			Elapsed	2:11.967	2:37.330	2:54.163	3:18.747	3:34.526	3:35.330
6	1	1:59.295	14:22.381	39.733	24.324	15.760	23.526	15.162	0.790
			Elapsed	39.733	1:04.057	1:19.817	1:43.343	1:58.505	1:59.295
7	1	1:57.453	16:19.834	38.222	23.895	15.935	23.527	15.002	0.872
			Elapsed	38.222	1:02.117	1:18.052	1:41.579	1:56.581	1:57.453
8	1	1:57.093	18:16.927	37.787	24.349	15.691	23.446	14.943	0.877
			Elapsed	37.787	1:02.136	1:17.827	1:41.273	1:56.216	1:57.093
9	1	1:58.879	20:15.806	38.651	23.390	16.442	23.425	15.993	0.978
			Elapsed	38.651	1:02.041	1:18.483	1:41.908	1:57.901	1:58.879

Lap	D	Time	Elapsed	IM1a	IM1	IM2a	IM2	IM3a	FL
04 HP-TECH Motorsport 1.Tony Davis <small>Ferrari 296 GT3</small>									
1	1	2:06.739	2:06.739	49.922	24.097	15.056	22.156	14.624	0.884
			Elapsed	49.922	1:14.019	1:29.075	1:51.231	2:05.855	2:06.739
2	1	1:47.671	3:54.410	36.398	21.905	14.096	20.588	13.805	0.879
			Elapsed	36.398	58.303	1:12.399	1:32.987	1:46.792	1:47.671
3	1	3:27.645 B	7:22.055	2:08.536	23.591	15.277	24.539	14.903	0.799
			Elapsed	2:08.536	2:32.127	2:47.404	3:11.943	3:26.846	3:27.645
4	1	1:49.356	9:11.411	34.930	21.100	16.123	22.637	13.828	0.738
			Elapsed	34.930	56.030	1:12.153	1:34.790	1:48.618	1:49.356
5	1	1:40.151	10:51.562	33.410	19.838	13.512	19.728	12.946	0.717
			Elapsed	33.410	53.248	1:06.760	1:26.488	1:39.434	1:40.151
6	1	1:39.292	12:30.854	32.790	19.628	13.270	19.653	13.240	0.711
			Elapsed	32.790	52.418	1:05.688	1:25.341	1:38.581	1:39.292
7	1	1:44.778	14:15.632	32.502	21.944	14.307	21.964	13.324	0.737
			Elapsed	32.502	54.446	1:08.753	1:30.717	1:44.041	1:44.778
8	1	1:38.349	15:53.981	32.781	19.497	13.308	19.147	12.876	0.740
			Elapsed	32.781	52.278	1:05.586	1:24.733	1:37.609	1:38.349
9	1	1:39.567	17:33.548	32.382	20.431	13.607	19.594	12.797	0.756
			Elapsed	32.382	52.813	1:06.420	1:26.014	1:38.811	1:39.567
10	1	1:38.044	19:11.592	32.421	19.504	13.361	19.134	12.894	0.730
			Elapsed	32.421	51.925	1:05.286	1:24.420	1:37.314	1:38.044
11	1	1:37.778	20:49.370	32.457	19.410	13.318	19.050	12.796	0.747
			Elapsed	32.457	51.867	1:05.185	1:24.235	1:37.031	1:37.778
12	1	1:37.897	22:27.267	32.318	19.650	13.140	19.213	12.853	0.723
			Elapsed	32.318	51.968	1:05.108	1:24.321	1:37.174	1:37.897
13	1	1:38.050	24:05.317	32.326	19.474	13.369	19.301	12.833	0.747
			Elapsed	32.326	51.800	1:05.169	1:24.470	1:37.303	1:38.050
14	1	1:42.560	25:47.877	32.173	19.352	13.113	23.287	13.897	0.738
			Elapsed	32.173	51.525	1:04.638	1:27.925	1:41.822	1:42.560
15	1	1:37.329	27:25.206	32.281	19.391	13.144	19.084	12.695	0.734
			Elapsed	32.281	51.672	1:04.816	1:23.900	1:36.595	1:37.329
16	1	1:37.038	29:02.244	32.153	19.289	13.280	18.982	12.598	0.736
			Elapsed	32.153	51.442	1:04.722	1:23.704	1:36.302	1:37.038
17	1	1:36.976	30:39.220	32.156	19.304	13.193	18.956	12.621	0.746
			Elapsed	32.156	51.460	1:04.653	1:23.609	1:36.230	1:36.976

■ Personal Best ■ Session Best **B** Crossing the pit lane

Lap	D	Time	Elapsed	IM1a	IM1	IM2a	IM2	IM3a	FL
013		R. Ferri Motorsport		T. Marc Muzzo					
		Ferrari 296 GT3							
1	1	1:58.497	1:58.497	34.627	26.891	17.634	23.587	14.851	0.907
			Elapsed	34.627	1:01.518	1:19.152	1:42.739	1:57.590	1:58.497
2	1	1:49.281	3:47.778	36.817	22.289	14.899	20.895	13.572	0.809
			Elapsed	36.817	59.106	1:14.005	1:34.900	1:48.472	1:49.281
3	1	1:42.408	5:30.186	34.257	20.249	13.986	20.050	13.096	0.770
			Elapsed	34.257	54.506	1:08.492	1:28.542	1:41.638	1:42.408
4	1	1:50.360	7:20.546	33.961	22.773	15.082	23.952	13.778	0.814
			Elapsed	33.961	56.734	1:11.816	1:35.768	1:49.546	1:50.360
5	1	1:42.280	9:02.826	34.407	20.462	14.172	19.775	12.686	0.778
			Elapsed	34.407	54.869	1:09.041	1:28.816	1:41.502	1:42.280
6	1	1:38.981	10:41.807	32.818	19.776	13.440	19.489	12.683	0.775
			Elapsed	32.818	52.594	1:06.034	1:25.523	1:38.206	1:38.981
7	1	1:40.446	12:22.253	33.292	19.925	13.647	19.430	13.377	0.775
			Elapsed	33.292	53.217	1:06.864	1:26.294	1:39.671	1:40.446
8	1	1:40.060	14:02.313	33.345	19.798	13.550	19.636	12.965	0.766
			Elapsed	33.345	53.143	1:06.693	1:26.329	1:39.294	1:40.060
9	1	1:40.806	15:43.119	35.055	19.744	13.404	19.276	12.532	0.795
			Elapsed	35.055	54.799	1:08.203	1:27.479	1:40.011	1:40.806
10	1	1:39.980	17:23.099	34.369	19.722	13.544	19.126	12.471	0.748
			Elapsed	34.369	54.091	1:07.635	1:26.761	1:39.232	1:39.980
11	1	1:38.264	19:01.363	32.733	19.621	13.451	19.246	12.457	0.756
			Elapsed	32.733	52.354	1:05.805	1:25.051	1:37.508	1:38.264
12	1	1:38.046	20:39.409	32.829	19.570	13.332	19.105	12.453	0.757
			Elapsed	32.829	52.399	1:05.731	1:24.836	1:37.289	1:38.046
13	1	1:37.795	22:17.204	32.680	19.570	13.409	19.055	12.328	0.753
			Elapsed	32.680	52.250	1:05.659	1:24.714	1:37.042	1:37.795
14	1	1:39.140	23:56.344	32.870	19.982	13.457	19.412	12.667	0.752
			Elapsed	32.870	52.852	1:06.309	1:25.721	1:38.388	1:39.140
15	1	1:38.674	25:35.018	32.703	20.256	13.348	19.208	12.406	0.753
			Elapsed	32.703	52.959	1:06.307	1:25.515	1:37.921	1:38.674
16	1	1:37.717	27:12.735	32.572	19.548	13.302	19.070	12.459	0.766
			Elapsed	32.572	52.120	1:05.422	1:24.492	1:36.951	1:37.717
17	1	1:37.315	28:50.050	32.517	19.427	13.228	18.988	12.399	0.756
			Elapsed	32.517	51.944	1:05.172	1:24.160	1:36.559	1:37.315
18	1	1:37.772	30:27.822	32.535	19.476	13.278	19.326	12.380	0.777
			Elapsed	32.535	52.011	1:05.289	1:24.615	1:36.995	1:37.772

■ Personal Best ■ Session Best ■ Crossing the pit lane

Lap	D	Time	Elapsed	IM1a	IM1	IM2a	IM2	IM3a	FL
13		Kellymoss		1.Todd Parriott					
		Porsche 911 GT3-R (992)							
1	1	3:04.359	3:04.359	1:44.570	24.819	16.494	22.637	14.984	0.855
			Elapsed	1:44.570	2:09.389	2:25.883	2:48.520	3:03.504	3:04.359
2	1	1:51.172	4:55.531	37.778	22.874	15.176	20.818	13.754	0.772
			Elapsed	37.778	1:00.652	1:15.828	1:36.646	1:50.400	1:51.172
3	1	1:46.881	6:42.412	34.474	20.782	14.382	21.179	15.020	1.044
			Elapsed	34.474	55.256	1:09.638	1:30.817	1:45.837	1:46.881
4	1	1:42.666	8:25.078	34.908	19.776	13.878	19.945	13.412	0.747
			Elapsed	34.908	54.684	1:08.562	1:28.507	1:41.919	1:42.666
5	1	1:44.341	10:09.419	34.107	21.484	13.925	19.847	14.241	0.737
			Elapsed	34.107	55.591	1:09.516	1:29.363	1:43.604	1:44.341
6	1	1:43.647	11:53.066	34.143	20.216	13.921	21.537	13.124	0.706
			Elapsed	34.143	54.359	1:08.280	1:29.817	1:42.941	1:43.647
7	1	1:43.107	13:36.173	33.886	19.899	13.665	20.467	14.410	0.780
			Elapsed	33.886	53.785	1:07.450	1:27.917	1:42.327	1:43.107
8	1	4:19.758 B	17:55.931	3:11.807	20.436	14.231	19.691	12.871	0.722
			Elapsed	3:11.807	3:32.243	3:46.474	4:06.165	4:19.036	4:19.758
9	1	1:42.417	19:38.348	32.647	21.240	14.921	19.956	12.928	0.725
			Elapsed	32.647	53.887	1:08.808	1:28.764	1:41.692	1:42.417
10	1	1:40.168	21:18.516	32.971	19.702	13.882	19.517	13.406	0.690
			Elapsed	32.971	52.673	1:06.555	1:26.072	1:39.478	1:40.168
11	1	1:39.580	22:58.096	33.086	19.684	13.691	19.580	12.835	0.704
			Elapsed	33.086	52.770	1:06.461	1:26.041	1:38.876	1:39.580
12	1	1:39.194	24:37.290	32.760	19.709	13.922	19.318	12.786	0.699
			Elapsed	32.760	52.469	1:06.391	1:25.709	1:38.495	1:39.194
13	1	1:39.232	26:16.522	32.789	19.539	13.763	19.564	12.824	0.753
			Elapsed	32.789	52.328	1:06.091	1:25.655	1:38.479	1:39.232
14	1	1:38.871	27:55.393	33.002	19.327	13.593	19.553	12.627	0.769
			Elapsed	33.002	52.329	1:05.922	1:25.475	1:38.102	1:38.871
15	1	1:41.940	29:37.333	34.830	20.511	13.907	19.233	12.747	0.712
			Elapsed	34.830	55.341	1:09.248	1:28.481	1:41.228	1:41.940
16	1	1:40.956	31:18.289	33.003	19.749	14.356	19.870	13.200	0.778
			Elapsed	33.003	52.752	1:07.108	1:26.978	1:40.178	1:40.956

Lap	D	Time	Elapsed	IM1a	IM1	IM2a	IM2	IM3a	FL
017		Kellymoss		1.Michael Clark					
		Porsche 911 GT3-R (992)							
1	1	12:59.995	12:59.995	11:41.934	24.431	16.289	22.377	14.155	0.809
			Elapsed	11:41.934	12:06.365	12:22.654	12:45.031	12:59.186	12:59.995
2	1	1:43.901	14:43.896	35.007	20.627	14.328	19.937	13.286	0.716
			Elapsed	35.007	55.634	1:09.962	1:29.899	1:43.185	1:43.901
3	1	1:40.942	16:24.838	33.199	19.948	13.786	20.117	13.186	0.706
			Elapsed	33.199	53.147	1:06.933	1:27.050	1:40.236	1:40.942
4	1	1:41.631	18:06.469	33.009	21.686	13.632	19.711	12.878	0.715
			Elapsed	33.009	54.695	1:08.327	1:28.038	1:40.916	1:41.631
5	1	1:40.355	19:46.824	33.237	19.774	13.708	19.627	13.184	0.825
			Elapsed	33.237	53.011	1:06.719	1:26.346	1:39.530	1:40.355
6	1	1:40.457	21:27.281	33.452	19.831	13.581	20.014	12.874	0.705
			Elapsed	33.452	53.283	1:06.864	1:26.878	1:39.752	1:40.457
7	1	1:39.485	23:06.766	33.135	19.714	13.531	19.762	12.635	0.708
			Elapsed	33.135	52.849	1:06.380	1:26.142	1:38.777	1:39.485
8	1	1:39.271	24:46.037	32.940	19.594	13.589	19.635	12.804	0.709
			Elapsed	32.940	52.534	1:06.123	1:25.758	1:38.562	1:39.271
9	1	1:38.898	26:24.935	32.686	19.493	13.531	19.571	12.915	0.702
			Elapsed	32.686	52.179	1:05.710	1:25.281	1:38.196	1:38.898
10	1	1:40.385	28:05.320	32.658	19.513	13.397	20.661	13.446	0.710
			Elapsed	32.658	52.171	1:05.568	1:26.229	1:39.675	1:40.385
11	1	1:39.696	29:45.016	33.149	19.771	13.654	19.565	12.852	0.705
			Elapsed	33.149	52.920	1:06.574	1:26.139	1:38.991	1:39.696
12	1	1:40.185	31:25.201	33.101	19.869	13.502	19.678	13.260	0.775
			Elapsed	33.101	52.970	1:06.472	1:26.150	1:39.410	1:40.185

■ Personal Best ■ Session Best ■ Crossing the pit lane

Lap	D	Time	Elapsed	IM1a	IM1	IM2a	IM2	IM3a	FL
19		RS1		1. Joel Cortes					
		Porsche 911 GT3-R (992)							
1	1	1:39.751	1:39.751	24.831	23.809	15.425	21.137	13.731	0.818
			Elapsed	24.831	48.640	1:04.065	1:25.202	1:38.933	1:39.751
2	1	1:41.172	3:20.923	34.481	20.434	13.541	19.395	12.564	0.757
			Elapsed	34.481	54.915	1:08.456	1:27.851	1:40.415	1:41.172
3	1	1:39.471	5:00.394	32.471	19.652	14.497	19.453	12.641	0.757
			Elapsed	32.471	52.123	1:06.620	1:26.073	1:38.714	1:39.471
4	1	1:41.977	6:42.371	32.806	19.729	13.265	20.513	14.715	0.949
			Elapsed	32.806	52.535	1:05.800	1:26.313	1:41.028	1:41.977
5	1	1:38.372	8:20.743	33.267	19.617	13.213	19.064	12.461	0.750
			Elapsed	33.267	52.884	1:06.097	1:25.161	1:37.622	1:38.372
6	1	1:37.693	9:58.436	32.264	19.886	13.185	19.087	12.524	0.747
			Elapsed	32.264	52.150	1:05.335	1:24.422	1:36.946	1:37.693
7	1	1:37.987	11:36.423	32.558	19.614	13.197	19.117	12.703	0.798
			Elapsed	32.558	52.172	1:05.369	1:24.486	1:37.189	1:37.987
8	1	1:37.333	13:13.756	32.693	19.346	13.074	18.938	12.536	0.746
			Elapsed	32.693	52.039	1:05.113	1:24.051	1:36.587	1:37.333
9	1	1:38.258	14:52.014	32.256	19.394	13.215	20.012	12.638	0.743
			Elapsed	32.256	51.650	1:04.865	1:24.877	1:37.515	1:38.258
10	1	1:37.652	16:29.666	32.517	19.390	13.152	19.084	12.745	0.764
			Elapsed	32.517	51.907	1:05.059	1:24.143	1:36.888	1:37.652
11	1	7:26.061 B	23:55.727	6:19.441	20.355	13.463	19.320	12.725	0.757
			Elapsed	6:19.441	6:39.796	6:53.259	7:12.579	7:25.304	7:26.061
12	1	1:38.385	25:34.112	32.636	20.083	13.183	19.176	12.553	0.754
			Elapsed	32.636	52.719	1:05.902	1:25.078	1:37.631	1:38.385
13	1	1:38.270	27:12.382	32.576	19.571	13.187	19.620	12.554	0.762
			Elapsed	32.576	52.147	1:05.334	1:24.954	1:37.508	1:38.270



Lap	D	Time	Elapsed	IM1a	IM1	IM2a	IM2	IM3a	FL
32		GMG Racing		1. Kyle Washington					
		Porsche 911 GT3-R (992) EVO							
1	1	3:32.896	3:32.896	2:14.338	24.657	15.397	21.757	15.887	0.860
			Elapsed	2:14.338	2:38.995	2:54.392	3:16.149	3:32.036	3:32.896
2	1	1:46.064	5:18.960	36.224	21.057	14.089	20.444	13.493	0.757
			Elapsed	36.224	57.281	1:11.370	1:31.814	1:45.307	1:46.064
3	1	1:42.071	7:01.031	34.326	20.283	13.615	19.457	13.654	0.736
			Elapsed	34.326	54.609	1:08.224	1:27.681	1:41.335	1:42.071
4	1	1:43.055	8:44.086	33.632	19.640	13.602	21.522	13.948	0.711
			Elapsed	33.632	53.272	1:06.874	1:28.396	1:42.344	1:43.055
5	1	1:39.609	10:23.695	33.025	19.764	13.490	19.485	13.126	0.719
			Elapsed	33.025	52.789	1:06.279	1:25.764	1:38.890	1:39.609
6	1	1:39.389	12:03.084	33.353	19.587	13.474	19.284	12.972	0.719
			Elapsed	33.353	52.940	1:06.414	1:25.698	1:38.670	1:39.389
7	1	1:38.394	13:41.478	32.612	19.488	13.361	19.275	12.937	0.721
			Elapsed	32.612	52.100	1:05.461	1:24.736	1:37.673	1:38.394
8	1	1:39.529	15:21.007	33.442	20.042	13.343	19.005	12.985	0.712
			Elapsed	33.442	53.484	1:06.827	1:25.832	1:38.817	1:39.529
9	1	1:38.082	16:59.089	32.532	19.552	13.322	19.125	12.844	0.707
			Elapsed	32.532	52.084	1:05.406	1:24.531	1:37.375	1:38.082
10	1	1:37.800	18:36.889	32.394	19.515	13.400	19.013	12.768	0.710
			Elapsed	32.394	51.909	1:05.309	1:24.322	1:37.090	1:37.800
11	1	1:38.111	20:15.000	32.247	19.376	13.379	18.938	13.381	0.790
			Elapsed	32.247	51.623	1:05.002	1:23.940	1:37.321	1:38.111
12	1	1:37.401	21:52.401	32.430	19.360	13.359	18.938	12.594	0.720
			Elapsed	32.430	51.790	1:05.149	1:24.087	1:36.681	1:37.401
13	1	1:43.211	23:35.612	33.546	22.945	13.734	19.277	13.000	0.709
			Elapsed	33.546	56.491	1:10.225	1:29.502	1:42.502	1:43.211
14	1	1:37.258	25:12.870	32.137	19.593	13.278	18.937	12.599	0.714
			Elapsed	32.137	51.730	1:05.008	1:23.945	1:36.544	1:37.258
15	1	1:37.426	26:50.296	32.526	19.394	13.106	19.003	12.694	0.703
			Elapsed	32.526	51.920	1:05.026	1:24.029	1:36.723	1:37.426
16	1	1:39.605	28:29.901	33.059	20.251	13.419	19.265	12.882	0.729
			Elapsed	33.059	53.310	1:06.729	1:25.994	1:38.876	1:39.605

■ Personal Best ■ Session Best **B** Crossing the pit lane

Lap	D	Time	Elapsed	IM1a	IM1	IM2a	IM2	IM3a	FL	
45		Ruckus Racing		1.Scott Blind						
		<small>Porsche 911 GT3-R (992) EVO</small>								
1	1	2:09.216	2:09.216	50.884	23.862	15.324	22.824	15.516	0.806	
			Elapsed	50.884	1:14.746	1:30.070	1:52.894	2:08.410	2:09.216	
2	1	1:46.024	3:55.240	36.336	20.428	14.228	20.533	13.697	0.802	
			Elapsed	36.336	56.764	1:10.992	1:31.525	1:45.222	1:46.024	
3	1	1:43.411	5:38.651	35.651	20.593	14.001	19.453	12.959	0.754	
			Elapsed	35.651	56.244	1:10.245	1:29.698	1:42.657	1:43.411	
4	1	1:44.411	7:23.062	32.751	19.432	13.794	22.127	15.545	0.762	
			Elapsed	32.751	52.183	1:05.977	1:28.104	1:43.649	1:44.411	
5	1	1:43.601	9:06.663	34.785	20.462	14.776	19.730	13.111	0.737	
			Elapsed	34.785	55.247	1:10.023	1:29.753	1:42.864	1:43.601	
6	1	1:38.775	10:45.438	33.005	19.485	13.776	19.142	12.630	0.737	
			Elapsed	33.005	52.490	1:06.266	1:25.408	1:38.038	1:38.775	
7	1	1:38.697	12:24.135	32.839	19.465	13.662	19.214	12.786	0.731	
			Elapsed	32.839	52.304	1:05.966	1:25.180	1:37.966	1:38.697	
8	1	1:40.908	14:05.043	35.014	19.483	13.663	19.292	12.737	0.719	
			Elapsed	35.014	54.497	1:08.160	1:27.452	1:40.189	1:40.908	
9	1	1:38.848	15:43.891	32.789	19.669	13.843	19.185	12.609	0.753	
			Elapsed	32.789	52.458	1:06.301	1:25.486	1:38.095	1:38.848	
10	1	1:42.030	17:25.921	34.272	19.514	13.749	19.182	14.576	0.737	
			Elapsed	34.272	53.786	1:07.535	1:26.717	1:41.293	1:42.030	
11	1	1:38.209	19:04.130	32.878	19.268	13.515	19.162	12.648	0.738	
			Elapsed	32.878	52.146	1:05.661	1:24.823	1:37.471	1:38.209	
12	1	1:37.421	20:41.551	32.461	19.365	13.410	18.911	12.559	0.715	
			Elapsed	32.461	51.826	1:05.236	1:24.147	1:36.706	1:37.421	
13	1	1:37.276	22:18.827	32.414	19.175	13.311	19.130	12.514	0.732	
			Elapsed	32.414	51.589	1:04.900	1:24.030	1:36.544	1:37.276	
14	1	1:42.525	24:01.352	32.373	19.502	13.616	22.358	13.930	0.746	
			Elapsed	32.373	51.875	1:05.491	1:27.849	1:41.779	1:42.525	
15	1	1:40.214	25:41.566	32.646	19.338	14.557	20.195	12.761	0.717	
			Elapsed	32.646	51.984	1:06.541	1:26.736	1:39.497	1:40.214	
16	1	1:37.411	27:18.977	32.402	19.205	13.439	19.069	12.579	0.717	
			Elapsed	32.402	51.607	1:05.046	1:24.115	1:36.694	1:37.411	
17	1	1:37.435	28:56.412	32.429	19.402	13.401	18.976	12.498	0.729	
			Elapsed	32.429	51.831	1:05.232	1:24.208	1:36.706	1:37.435	
18	1	1:37.012	30:33.424	32.545	19.036	13.248	18.903	12.556	0.724	
			Elapsed	32.545	51.581	1:04.829	1:23.732	1:36.288	1:37.012	

■ Personal Best ■ Session Best **B** Crossing the pit lane

Lap	D	Time	Elapsed	IM1a	IM1	IM2a	IM2	IM3a	FL
50		Chouest Povoledo Racing <small>Chevrolet Corvette Z06 GT3.R</small>			1. Ross Chouest				
1	1	1:44.987	1:44.987	30.580	23.507	14.920	21.344	13.804	0.832
			Elapsed	30.580	54.087	1:09.007	1:30.351	1:44.155	1:44.987
2	1	1:45.596	3:30.583	35.682	20.743	13.798	21.172	13.465	0.736
			Elapsed	35.682	56.425	1:10.223	1:31.395	1:44.860	1:45.596
3	1	1:42.885	5:13.468	34.812	20.003	13.427	20.073	13.782	0.788
			Elapsed	34.812	54.815	1:08.242	1:28.315	1:42.097	1:42.885
4	1	1:39.546	6:53.014	33.493	19.817	13.344	19.167	13.014	0.711
			Elapsed	33.493	53.310	1:06.654	1:25.821	1:38.835	1:39.546
5	1	1:40.218	8:33.232	33.356	20.832	13.472	19.236	12.610	0.712
			Elapsed	33.356	54.188	1:07.660	1:26.896	1:39.506	1:40.218
6	1	1:38.636	10:11.868	33.005	19.803	13.225	19.208	12.718	0.677
			Elapsed	33.005	52.808	1:06.033	1:25.241	1:37.959	1:38.636
7	1	1:39.669	11:51.537	32.857	19.874	13.340	20.180	12.761	0.657
			Elapsed	32.857	52.731	1:06.071	1:26.251	1:39.012	1:39.669
8	1	1:43.236	13:34.773	33.106	19.782	13.219	22.813	13.653	0.663
			Elapsed	33.106	52.888	1:06.107	1:28.920	1:42.573	1:43.236
9	1	1:38.706	15:13.479	33.106	19.837	13.261	19.055	12.797	0.650
			Elapsed	33.106	52.943	1:06.204	1:25.259	1:38.056	1:38.706
10	1	4:14.290 B	19:27.769	2:59.233	23.708	15.309	21.614	13.734	0.692
			Elapsed	2:59.233	3:22.941	3:38.250	3:59.864	4:13.598	4:14.290
11	1	1:42.148	21:09.917	34.647	20.868	13.651	19.465	12.866	0.651
			Elapsed	34.647	55.515	1:09.166	1:28.631	1:41.497	1:42.148
12	1	1:40.025	22:49.942	32.851	19.863	13.547	19.714	13.428	0.622
			Elapsed	32.851	52.714	1:06.261	1:25.975	1:39.403	1:40.025
13	1	1:37.860	24:27.802	32.919	19.756	13.111	18.846	12.608	0.620
			Elapsed	32.919	52.675	1:05.786	1:24.632	1:37.240	1:37.860
14	1	1:37.491	26:05.293	32.766	19.614	13.136	18.864	12.505	0.606
			Elapsed	32.766	52.380	1:05.516	1:24.380	1:36.885	1:37.491
15	1	1:37.429	27:42.722	32.837	19.393	13.095	18.935	12.547	0.622
			Elapsed	32.837	52.230	1:05.325	1:24.260	1:36.807	1:37.429
16	1	1:36.759	29:19.481	32.548	19.289	13.090	18.863	12.317	0.652
			Elapsed	32.548	51.837	1:04.927	1:23.790	1:36.107	1:36.759
17	1	1:37.158	30:56.639	32.547	19.551	13.049	18.810	12.580	0.621
			Elapsed	32.547	52.098	1:05.147	1:23.957	1:36.537	1:37.158

 Personal Best  Session Best **B** Crossing the pit lane



Lap	D	Time	Elapsed	IM1a	IM1	IM2a	IM2	IM3a	FL
56		SKI AUTOSPORTS		1. Memo Gidley					
		Audi R8 LMS GT3 EVOII							
1	1	1:49.632	1:49.632	33.899	23.248	15.265	22.525	13.888	0.807
			Elapsed	33.899	57.147	1:12.412	1:34.937	1:48.825	1:49.632
2	1	1:41.251	3:30.883	33.987	19.686	13.565	19.688	13.563	0.762
			Elapsed	33.987	53.673	1:07.238	1:26.926	1:40.489	1:41.251
3	1	1:39.333	5:10.216	33.378	19.249	13.390	19.588	12.974	0.754
			Elapsed	33.378	52.627	1:06.017	1:25.605	1:38.579	1:39.333
4	1	1:37.316	6:47.532	32.315	19.204	13.311	19.158	12.577	0.751
			Elapsed	32.315	51.519	1:04.830	1:23.988	1:36.565	1:37.316
5	1	1:38.255	8:25.787	32.618	19.320	13.187	19.372	12.949	0.809
			Elapsed	32.618	51.938	1:05.125	1:24.497	1:37.446	1:38.255
6	1	1:38.601	10:04.388	33.405	19.473	13.307	19.248	12.415	0.753
			Elapsed	33.405	52.878	1:06.185	1:25.433	1:37.848	1:38.601
7	1	1:36.572	11:40.960	32.254	19.109	13.280	18.783	12.389	0.757
			Elapsed	32.254	51.363	1:04.643	1:23.426	1:35.815	1:36.572
8	1	6:05.163 B	17:46.123	4:58.627	20.267	13.468	19.240	12.801	0.760
			Elapsed	4:58.627	5:18.894	5:32.362	5:51.602	6:04.403	6:05.163
9	1	1:37.768	19:23.891	32.308	19.140	13.494	19.319	12.751	0.756
			Elapsed	32.308	51.448	1:04.942	1:24.261	1:37.012	1:37.768
10	1	1:37.092	21:00.983	32.399	19.205	13.224	18.927	12.583	0.754
			Elapsed	32.399	51.604	1:04.828	1:23.755	1:36.338	1:37.092
11	1	1:37.294	22:38.277	32.249	19.408	13.268	19.125	12.496	0.748
			Elapsed	32.249	51.657	1:04.925	1:24.050	1:36.546	1:37.294
12	1	1:36.384	24:14.661	32.061	19.041	13.172	18.925	12.439	0.746
			Elapsed	32.061	51.102	1:04.274	1:23.199	1:35.638	1:36.384
13	1	1:36.156	25:50.817	32.118	19.057	13.193	18.721	12.320	0.747
			Elapsed	32.118	51.175	1:04.368	1:23.089	1:35.409	1:36.156
14	1	1:35.944	27:26.761	31.873	19.032	13.141	18.703	12.451	0.744
			Elapsed	31.873	50.905	1:04.046	1:22.749	1:35.200	1:35.944
15	1	1:36.807	29:03.568	32.151	19.192	13.194	18.953	12.565	0.752
			Elapsed	32.151	51.343	1:04.537	1:23.490	1:36.055	1:36.807

70		MISHUMOTORS		1. Mirco Schultis					
		Callaway Corvette Z06R GT3							
1	1	22:50.926	22:50.926	21:32.054	25.677	15.716	22.116	14.577	0.786
			Elapsed	21:32.054	21:57.731	22:13.447	22:35.563	22:50.140	22:50.926
2	1	1:42.035	24:32.961	34.174	20.323	13.806	20.043	12.973	0.716
			Elapsed	34.174	54.497	1:08.303	1:28.346	1:41.319	1:42.035
3	1	1:39.272	26:12.233	33.076	20.051	13.620	19.375	12.436	0.714
			Elapsed	33.076	53.127	1:06.747	1:26.122	1:38.558	1:39.272
4	1	2:04.008	28:16.241	32.992	20.062	13.454	42.782	13.952	0.766
			Elapsed	32.992	53.054	1:06.508	1:49.290	2:03.242	2:04.008
5	1	1:41.319	29:57.560	33.666	20.219	13.671	20.103	12.936	0.724
			Elapsed	33.666	53.885	1:07.556	1:27.659	1:40.595	1:41.319
6	1	1:39.343	31:36.903	33.099	19.905	13.457	19.536	12.608	0.738
			Elapsed	33.099	53.004	1:06.461	1:25.997	1:38.605	1:39.343

■ Personal Best ■ Session Best **B** Crossing the pit lane

Lap	D	Time	Elapsed	IM1a	IM1	IM2a	IM2	IM3a	FL
72		Wright Motorsports		1. Dave Musial Sr.					
		Porsche 911 GT3-R (992)							
1	1	2:55.425	2:55.425	1:27.164	29.177	18.015	24.708	15.467	0.894
			Elapsed	1:27.164	1:56.341	2:14.356	2:39.064	2:54.531	2:55.425
2	1	1:57.012	4:52.437	40.987	23.335	15.974	21.627	14.284	0.805
			Elapsed	40.987	1:04.322	1:20.296	1:41.923	1:56.207	1:57.012
3	1	1:52.051	6:44.488	35.698	21.843	14.946	22.749	15.955	0.860
			Elapsed	35.698	57.541	1:12.487	1:35.236	1:51.191	1:52.051
4	1	1:41.179	8:25.667	34.169	19.786	13.629	19.442	13.402	0.751
			Elapsed	34.169	53.955	1:07.584	1:27.026	1:40.428	1:41.179
5	1	1:43.251	10:08.918	34.070	21.617	13.671	19.732	13.452	0.709
			Elapsed	34.070	55.687	1:09.358	1:29.090	1:42.542	1:43.251
6	1	1:38.702	11:47.620	32.797	19.747	13.508	19.291	12.696	0.663
			Elapsed	32.797	52.544	1:06.052	1:25.343	1:38.039	1:38.702
7	1	3:52.537 B	15:40.157	2:27.638	27.561	17.432	24.328	14.762	0.816
			Elapsed	2:27.638	2:55.199	3:12.631	3:36.959	3:51.721	3:52.537
8	1	1:50.320	17:30.477	38.485	22.259	14.488	20.599	13.775	0.714
			Elapsed	38.485	1:00.744	1:15.232	1:35.831	1:49.606	1:50.320
9	1	1:38.034	19:08.511	33.091	19.484	13.198	18.899	12.703	0.659
			Elapsed	33.091	52.575	1:05.773	1:24.672	1:37.375	1:38.034
10	1	1:37.815	20:46.326	32.790	19.419	13.278	19.178	12.512	0.638
			Elapsed	32.790	52.209	1:05.487	1:24.665	1:37.177	1:37.815
11	1	1:36.758	22:23.084	32.235	19.297	13.115	19.008	12.462	0.641
			Elapsed	32.235	51.532	1:04.647	1:23.655	1:36.117	1:36.758
12	1	1:47.771	24:10.855	33.217	21.586	14.764	22.640	14.787	0.777
			Elapsed	33.217	54.803	1:09.567	1:32.207	1:46.994	1:47.771

Lap	D	Time	Elapsed	IM1a	IM1	IM2a	IM2	IM3a	FL
89		RacingSupport		1. David Lecko					
		Ginetta GTP8							
1	1	2:18.050	2:18.050	56.424	24.696				
			Elapsed	56.424	1:21.120		2:02.060		2:18.050
2	1	1:51.664	4:09.714					13.924	0.874
			Elapsed		1:00.576		1:36.866	1:50.790	1:51.664
3	1	1:47.458	5:57.172					13.071	1.446
			Elapsed		57.596		1:32.941	1:46.012	1:47.458
4	1	1:47.494	7:44.666	40.040	17.269				
			Elapsed	40.040	57.309		1:32.908		1:47.494
5	1	1:47.202	9:31.868					14.207	0.389
			Elapsed		57.178		1:32.606	1:46.813	1:47.202
6	1	1:47.715	11:19.583					14.106	0.400
			Elapsed		57.735		1:33.209	1:47.315	1:47.715
7	1	1:46.995	13:06.578	37.782	19.402	14.798	20.478		
			Elapsed	37.782	57.184	1:11.982	1:32.460		1:46.995
8	1	1:48.873	14:55.451	36.955	20.238				
			Elapsed	36.955	57.193		1:33.835		1:48.873
9	1	2:56.113 B	17:51.564						
			Elapsed		2:05.606		2:41.192		2:56.113
10	1	1:50.130	19:41.694						
			Elapsed		59.150		1:35.434		1:50.130
11	1	1:47.879	21:29.573						
			Elapsed		57.191		1:33.277		1:47.879
12	1	1:46.700	23:16.273	37.896	19.241				
			Elapsed	37.896	57.137		1:32.168		1:46.700
13	1	1:46.322	25:02.595	36.177	20.543				
			Elapsed	36.177	56.720		1:31.920		1:46.322
14	1	1:45.687	26:48.282						
			Elapsed		56.396		1:31.299		1:45.687
15	1	1:48.936	28:37.218	37.726			35.727	13.487	1.323
			Elapsed	37.726		58.399	1:34.126	1:47.613	1:48.936

 Personal Best  Session Best **B** Crossing the pit lane

Lap	D	Time	Elapsed	IM1a	IM1	IM2a	IM2	IM3a	FL
610		Flying Lizard Motorsports			1. Craig Lumsden				
		<small>BMW M4 GT4 (G82) EVO</small>							
1	1	2:53.293	2:53.293	1:14.765	30.565	20.898	28.314	17.612	1.139
			Elapsed	1:14.765	1:45.330	2:06.228	2:34.542	2:52.154	2:53.293
2	1	2:21.134	5:14.427	48.577	29.141	18.972	25.712	17.635	1.097
			Elapsed	48.577	1:17.718	1:36.690	2:02.402	2:20.037	2:21.134
3	1	2:10.498	7:24.925	44.217	25.043	17.254	24.911	18.083	0.990
			Elapsed	44.217	1:09.260	1:26.514	1:51.425	2:09.508	2:10.498
4	1	2:06.772	9:31.697	43.225	24.724	17.331	24.494	16.057	0.941
			Elapsed	43.225	1:07.949	1:25.280	1:49.774	2:05.831	2:06.772
5	1	2:04.250	11:35.947	42.291	24.321	17.161	23.615	15.950	0.912
			Elapsed	42.291	1:06.612	1:23.773	1:47.388	2:03.338	2:04.250
6	1	2:01.963	13:37.910	39.910	23.967	16.546	23.884	16.759	0.897
			Elapsed	39.910	1:03.877	1:20.423	1:44.307	2:01.066	2:01.963
7	1	2:04.649	15:42.559	41.143	25.014	17.688	24.410	15.453	0.941
			Elapsed	41.143	1:06.157	1:23.845	1:48.255	2:03.708	2:04.649
8	1	2:01.975	17:44.534	40.971	24.697	17.042	23.004	15.270	0.991
			Elapsed	40.971	1:05.668	1:22.710	1:45.714	2:00.984	2:01.975
9	1	2:02.549	19:47.083	40.245	24.013	17.023	24.508	15.739	1.021
			Elapsed	40.245	1:04.258	1:21.281	1:45.789	2:01.528	2:02.549
10	1	1:58.960	21:46.043	38.936	23.428	16.761	23.560	15.346	0.929
			Elapsed	38.936	1:02.364	1:19.125	1:42.685	1:58.031	1:58.960
11	1	2:01.199	23:47.242	39.590	25.562	16.695	23.234	15.233	0.885
			Elapsed	39.590	1:05.152	1:21.847	1:45.081	2:00.314	2:01.199
12	1	2:02.515	25:49.757	39.313	25.864	16.901	23.686	15.808	0.943
			Elapsed	39.313	1:05.177	1:22.078	1:45.764	2:01.572	2:02.515
13	1	2:00.655	27:50.412	40.788	23.815	16.583	23.356	15.168	0.945
			Elapsed	40.788	1:04.603	1:21.186	1:44.542	1:59.710	2:00.655
14	1	2:04.205	29:54.617	40.361	25.583	17.739	23.775	15.708	1.039
			Elapsed	40.361	1:05.944	1:23.683	1:47.458	2:03.166	2:04.205
15	1	2:20.487	32:15.104	44.931	29.230	19.072	27.461	18.506	1.287
			Elapsed	44.931	1:14.161	1:33.233	2:00.694	2:19.200	2:20.487