



■ Personal Best ■ Session Best ■ Crossing the pit lane

Lap	D	Time	Elapsed	IM1a	IM1	IM2a	IM2	IM3a	FL
04		HP-TECH Motorsport		1. Tony Davis					
		Ferrari 296 GT3							
1	1	11:18.538	11:18.538	10:01.138	25.193	15.946	21.465	13.961	0.835
			Elapsed	10:01.138	10:26.331	10:42.277	11:03.742	11:17.703	11:18.538
2	1	1:41.555	13:00.093	33.915	20.375	13.673	19.651	13.151	0.790
			Elapsed	33.915	54.290	1:07.963	1:27.614	1:40.765	1:41.555
3	1	1:39.346	14:39.439	32.811	19.790	13.210	19.409	13.192	0.934
			Elapsed	32.811	52.601	1:05.811	1:25.220	1:38.412	1:39.346
4	1	1:38.537	16:17.976	33.150	19.574	13.130	19.149	12.741	0.793
			Elapsed	33.150	52.724	1:05.854	1:25.003	1:37.744	1:38.537
5	1	1:38.312	17:56.288	32.444	19.500	13.531	19.215	12.822	0.800
			Elapsed	32.444	51.944	1:05.475	1:24.690	1:37.512	1:38.312
6	1	1:41.752	19:38.040	32.567	21.660	14.464	19.388	12.886	0.787
			Elapsed	32.567	54.227	1:08.691	1:28.079	1:40.965	1:41.752
7	1	1:37.837	21:15.877	32.386	19.540	13.301	19.172	12.649	0.789
			Elapsed	32.386	51.926	1:05.227	1:24.399	1:37.048	1:37.837
8	1	1:37.301	22:53.178	32.074	19.525	13.123	19.094	12.684	0.801
			Elapsed	32.074	51.599	1:04.722	1:23.816	1:36.500	1:37.301
9	1	1:37.602	24:30.780	32.156	19.458	13.353	19.164	12.671	0.800
			Elapsed	32.156	51.614	1:04.967	1:24.131	1:36.802	1:37.602
10	1	1:37.907	26:08.687	32.274	19.581	13.164	19.316	12.779	0.793
			Elapsed	32.274	51.855	1:05.019	1:24.335	1:37.114	1:37.907
11	1	1:37.271	27:45.958	32.121	19.411	13.134	19.154	12.639	0.812
			Elapsed	32.121	51.532	1:04.666	1:23.820	1:36.459	1:37.271
12	1	1:37.764	29:23.722	32.165	19.375	13.148	19.365	12.916	0.795
			Elapsed	32.165	51.540	1:04.688	1:24.053	1:36.969	1:37.764
13	1	1:37.441	31:01.163	32.271	19.470	13.095	19.154	12.655	0.796
			Elapsed	32.271	51.741	1:04.836	1:23.990	1:36.645	1:37.441

013		R. Ferri Motorsport		1. Marc Muzzo					
		Ferrari 296 GT3							
1	1	6:40.072	6:40.072	5:25.360	23.628	15.017	21.343	13.891	0.833
			Elapsed	5:25.360	5:48.988	6:04.005	6:25.348	6:39.239	6:40.072
2	1	1:48.187	8:28.259	36.433	21.729	14.386	21.396	13.463	0.780
			Elapsed	36.433	58.162	1:12.548	1:33.944	1:47.407	1:48.187
3	1	1:38.902	10:07.161	33.161	19.706	13.399	19.311	12.541	0.784
			Elapsed	33.161	52.867	1:06.266	1:25.577	1:38.118	1:38.902
4	1	1:37.578	11:44.739	32.547	19.641	13.139	19.049	12.419	0.783
			Elapsed	32.547	52.188	1:05.327	1:24.376	1:36.795	1:37.578
5	1	1:37.570	13:22.309	32.545	19.523	13.190	19.028	12.505	0.779
			Elapsed	32.545	52.068	1:05.258	1:24.286	1:36.791	1:37.570
6	1	1:37.062	14:59.371	32.415	19.402	13.203	19.020	12.240	0.782
			Elapsed	32.415	51.817	1:05.020	1:24.040	1:36.280	1:37.062
7	1	1:37.084	16:36.455	32.361	19.564	13.106	19.029	12.250	0.774
			Elapsed	32.361	51.925	1:05.031	1:24.060	1:36.310	1:37.084
8	1	1:41.072	18:17.527	33.608	20.140	13.639	20.034	12.872	0.779
			Elapsed	33.608	53.748	1:07.387	1:27.421	1:40.293	1:41.072
9	1	1:38.083	19:55.610	32.883	19.478	13.297	19.222	12.423	0.780
			Elapsed	32.883	52.361	1:05.658	1:24.880	1:37.303	1:38.083
10	1	1:37.196	21:32.806	32.315	19.441	13.318	19.026	12.317	0.779
			Elapsed	32.315	51.756	1:05.074	1:24.100	1:36.417	1:37.196
11	1	1:37.120	23:09.926	32.260	19.572	13.276	19.004	12.230	0.778
			Elapsed	32.260	51.832	1:05.108	1:24.112	1:36.342	1:37.120
12	1	1:36.544	24:46.470	32.255	19.387	13.117	18.826	12.176	0.783
			Elapsed	32.255	51.642	1:04.759	1:23.585	1:35.761	1:36.544
13	1	1:49.433	26:35.903	32.629	20.922	15.703	24.370	14.823	0.986
			Elapsed	32.629	53.551	1:09.254	1:33.624	1:48.447	1:49.433

■ Personal Best ■ Session Best **B** Crossing the pit lane

Lap	D	Time	Elapsed	IM1a	IM1	IM2a	IM2	IM3a	FL
13		Kellymoss		1.Todd Parriott					
		Porsche 911 GT3-R (992)							
1	1	2:36.575	2:36.575						2:36.575
			Elapsed						
2	1	1:39.109	4:15.684	32.707	19.613	13.647	19.474	12.897	0.771
			Elapsed	32.707	52.320	1:05.967	1:25.441	1:38.338	1:39.109
3	1	1:38.782	5:54.466	32.588	19.565	14.058	19.262	12.545	0.764
			Elapsed	32.588	52.153	1:06.211	1:25.473	1:38.018	1:38.782
4	1	1:38.220	7:32.686	32.562	19.471	13.566	19.267	12.602	0.752
			Elapsed	32.562	52.033	1:05.599	1:24.866	1:37.468	1:38.220
5	1	1:39.150	9:11.836	33.210	19.879	13.516	19.207	12.579	0.759
			Elapsed	33.210	53.089	1:06.605	1:25.812	1:38.391	1:39.150
6	1	1:38.881	10:50.717	33.010	19.597	13.476	19.343	12.693	0.762
			Elapsed	33.010	52.607	1:06.083	1:25.426	1:38.119	1:38.881
7	1	1:39.067	12:29.784	33.061	19.517	13.545	19.531	12.660	0.753
			Elapsed	33.061	52.578	1:06.123	1:25.654	1:38.314	1:39.067
8	1	1:41.512	14:11.296	33.694	19.902	13.727	20.382	13.035	0.772
			Elapsed	33.694	53.596	1:07.323	1:27.705	1:40.740	1:41.512
9	1	1:38.670	15:49.966	32.870	19.543	13.470	19.261	12.778	0.748
			Elapsed	32.870	52.413	1:05.883	1:25.144	1:37.922	1:38.670
10	1	1:38.730	17:28.696	32.700	19.561	13.499	19.435	12.772	0.763
			Elapsed	32.700	52.261	1:05.760	1:25.195	1:37.967	1:38.730
11	1	1:38.683	19:07.379	32.634	19.503	13.544	19.315	12.938	0.749
			Elapsed	32.634	52.137	1:05.681	1:24.996	1:37.934	1:38.683
12	1	1:39.002	20:46.381	33.176	19.393	13.643	19.208	12.835	0.747
			Elapsed	33.176	52.569	1:06.212	1:25.420	1:38.255	1:39.002
13	1	1:39.681	22:26.062	32.897	20.708	13.524	19.259	12.541	0.752
			Elapsed	32.897	53.605	1:07.129	1:26.388	1:38.929	1:39.681
14	1	1:38.296	24:04.358	32.507	19.574	13.618	19.162	12.680	0.755
			Elapsed	32.507	52.081	1:05.699	1:24.861	1:37.541	1:38.296
15	1	1:38.467	25:42.825	32.706	19.402	13.730	19.184	12.692	0.753
			Elapsed	32.706	52.108	1:05.838	1:25.022	1:37.714	1:38.467
16	1	1:37.797	27:20.622	32.458	19.443	13.541	19.115	12.493	0.747
			Elapsed	32.458	51.901	1:05.442	1:24.557	1:37.050	1:37.797
17	1	1:39.052	28:59.674	32.359	19.480	13.380	20.323	12.751	0.759
			Elapsed	32.359	51.839	1:05.219	1:25.542	1:38.293	1:39.052
18	1	1:37.921	30:37.595	32.472	19.314	13.417	19.116	12.786	0.816
			Elapsed	32.472	51.786	1:05.203	1:24.319	1:37.105	1:37.921



 Personal Best  Session Best **B** Crossing the pit lane

Lap	D	Time	Elapsed	IM1a	IM1	IM2a	IM2	IM3a	FL
017		Kellymoss		1. Michael Clark					
		Porsche 911 GT3-R (992)							
1	1	3:16.972	3:16.972	2:03.144	22.989	15.115	21.032	13.915	0.777
			Elapsed	2:03.144	2:26.133	2:41.248	3:02.280	3:16.195	3:16.972
2	1	1:42.274	4:59.246	34.255	20.327	13.975	20.039	12.925	0.753
			Elapsed	34.255	54.582	1:08.557	1:28.596	1:41.521	1:42.274
3	1	1:43.509	6:42.755	34.727	20.615	14.550	19.958	12.900	0.759
			Elapsed	34.727	55.342	1:09.892	1:29.850	1:42.750	1:43.509
4	1	1:40.336	8:23.091	33.216	20.149	13.605	19.529	13.088	0.749
			Elapsed	33.216	53.365	1:06.970	1:26.499	1:39.587	1:40.336
5	1	1:40.273	10:03.364	33.209	20.191	13.579	19.614	12.932	0.748
			Elapsed	33.209	53.400	1:06.979	1:26.593	1:39.525	1:40.273
6	1	1:38.871	11:42.235	32.718	19.934	13.547	19.221	12.701	0.750
			Elapsed	32.718	52.652	1:06.199	1:25.420	1:38.121	1:38.871
7	1	1:39.239	13:21.474	32.638	19.591	13.365	19.972	12.922	0.751
			Elapsed	32.638	52.229	1:05.594	1:25.566	1:38.488	1:39.239
8	1	1:43.034	15:04.508	35.470	20.382	13.503	20.016	12.903	0.760
			Elapsed	35.470	55.852	1:09.355	1:29.371	1:42.274	1:43.034
9	1	1:38.207	16:42.715	32.861	19.487	13.322	19.234	12.545	0.758
			Elapsed	32.861	52.348	1:05.670	1:24.904	1:37.449	1:38.207
10	1	1:39.112	18:21.827	32.392	20.145	14.020	19.163	12.631	0.761
			Elapsed	32.392	52.537	1:06.557	1:25.720	1:38.351	1:39.112
11	1	1:37.568	19:59.395	32.516	19.332	13.374	19.035	12.555	0.756
			Elapsed	32.516	51.848	1:05.222	1:24.257	1:36.812	1:37.568
12	1	1:37.213	21:36.608	32.394	19.396	13.189	18.965	12.503	0.766
			Elapsed	32.394	51.790	1:04.979	1:23.944	1:36.447	1:37.213
13	1	1:37.908	23:14.516	32.401	19.901	13.244	19.013	12.584	0.765
			Elapsed	32.401	52.302	1:05.546	1:24.559	1:37.143	1:37.908
14	1	1:38.057	24:52.573	32.443	19.521	13.532	19.236	12.561	0.764
			Elapsed	32.443	51.964	1:05.496	1:24.732	1:37.293	1:38.057
15	1	1:37.440	26:30.013	32.283	19.615	13.340	19.099	12.341	0.762
			Elapsed	32.283	51.898	1:05.238	1:24.337	1:36.678	1:37.440
16	1	1:37.646	28:07.659	32.160	19.463	13.612	18.950	12.697	0.764
			Elapsed	32.160	51.623	1:05.235	1:24.185	1:36.882	1:37.646
17	1	1:37.122	29:44.781	32.262	19.337	13.180	19.065	12.509	0.769
			Elapsed	32.262	51.599	1:04.779	1:23.844	1:36.353	1:37.122
18	1	1:36.823	31:21.604	32.297	19.186	13.247	18.996	12.341	0.756
			Elapsed	32.297	51.483	1:04.730	1:23.726	1:36.067	1:36.823

■ Personal Best ■ Session Best **B** Crossing the pit lane

Lap	D	Time	Elapsed	IM1a	IM1	IM2a	IM2	IM3a	FL
19		RS1		1. Joel Cortes					
		Porsche 911 GT3-R (992)							
1	1	1:57.816	1:57.816	42.836	23.167	14.617	22.225	14.176	0.795
			Elapsed	42.836	1:06.003	1:20.620	1:42.845	1:57.021	1:57.816
2	1	1:39.641	3:37.457	33.178	19.960	13.446	19.434	12.855	0.768
			Elapsed	33.178	53.138	1:06.584	1:26.018	1:38.873	1:39.641
3	1	1:38.375	5:15.832	32.384	19.465	13.801	19.342	12.613	0.770
			Elapsed	32.384	51.849	1:05.650	1:24.992	1:37.605	1:38.375
4	1	1:39.287	6:55.119	33.258	19.847	13.266	19.429	12.708	0.779
			Elapsed	33.258	53.105	1:06.371	1:25.800	1:38.508	1:39.287
5	1	1:40.946	8:36.065	34.598	19.829	13.295	19.750	12.700	0.774
			Elapsed	34.598	54.427	1:07.722	1:27.472	1:40.172	1:40.946
6	1	1:37.709	10:13.774	32.338	19.698	13.078	19.238	12.587	0.770
			Elapsed	32.338	52.036	1:05.114	1:24.352	1:36.939	1:37.709
7	1	1:37.491	11:51.265	32.269	19.514	13.180	19.177	12.565	0.786
			Elapsed	32.269	51.783	1:04.963	1:24.140	1:36.705	1:37.491
8	1	1:37.757	13:29.022	32.710	19.442	13.086	19.304	12.390	0.825
			Elapsed	32.710	52.152	1:05.238	1:24.542	1:36.932	1:37.757
9	1	6:42.845 B	20:11.867	5:36.863	20.098	13.415	19.167	12.534	0.768
			Elapsed	5:36.863	5:56.961	6:10.376	6:29.543	6:42.077	6:42.845
10	1	1:37.377	21:49.244	32.238	19.441	13.167	19.168	12.589	0.774
			Elapsed	32.238	51.679	1:04.846	1:24.014	1:36.603	1:37.377
11	1	1:37.795	23:27.039	32.379	19.285	13.254	19.203	12.907	0.767
			Elapsed	32.379	51.664	1:04.918	1:24.121	1:37.028	1:37.795
12	1	1:36.906	25:03.945	32.044	19.345	13.097	19.208	12.444	0.768
			Elapsed	32.044	51.389	1:04.486	1:23.694	1:36.138	1:36.906
13	1	1:36.738	26:40.683	32.092	19.162	13.124	19.107	12.489	0.764
			Elapsed	32.092	51.254	1:04.378	1:23.485	1:35.974	1:36.738
14	1	1:36.254	28:16.937	32.007	18.998	12.981	19.005	12.497	0.766
			Elapsed	32.007	51.005	1:03.986	1:22.991	1:35.488	1:36.254
15	1	1:36.453	29:53.390	32.007	19.164	12.960	19.049	12.506	0.767
			Elapsed	32.007	51.171	1:04.131	1:23.180	1:35.686	1:36.453
16	1	1:37.153	31:30.543	32.091	19.411	13.153	18.968	12.713	0.817
			Elapsed	32.091	51.502	1:04.655	1:23.623	1:36.336	1:37.153



Lap	D	Time	Elapsed	IM1a	IM1	IM2a	IM2	IM3a	FL
23		Scuderia Corsa		1. Thor Haugen					
		Ferrari 296 GT3 EVO							
1	1	15:26.811	15:26.811	14:16.287	21.151	14.646	20.854	13.084	0.789
			Elapsed	14:16.287	14:37.438	14:52.084	15:12.938	15:26.022	15:26.811
2	1	1:41.624	17:08.435	33.608	20.356	13.821	19.998	13.068	0.773
			Elapsed	33.608	53.964	1:07.785	1:27.783	1:40.851	1:41.624
3	1	1:42.344	18:50.779	33.924	20.341	13.992	20.145	13.168	0.774
			Elapsed	33.924	54.265	1:08.257	1:28.402	1:41.570	1:42.344
4	1	1:43.378	20:34.157	33.525	20.711	14.028	20.265	14.071	0.778
			Elapsed	33.525	54.236	1:08.264	1:28.529	1:42.600	1:43.378
5	1	1:41.722	22:15.879	33.801	20.301	13.847	20.089	12.905	0.779
			Elapsed	33.801	54.102	1:07.949	1:28.038	1:40.943	1:41.722
6	1	1:41.185	23:57.064	33.225	20.417	13.803	20.116	12.861	0.763
			Elapsed	33.225	53.642	1:07.445	1:27.561	1:40.422	1:41.185
7	1	1:40.900	25:37.964	33.148	20.353	13.795	19.983	12.851	0.770
			Elapsed	33.148	53.501	1:07.296	1:27.279	1:40.130	1:40.900
8	1	1:40.940	27:18.904	33.429	20.121	13.812	19.947	12.866	0.765
			Elapsed	33.429	53.550	1:07.362	1:27.309	1:40.175	1:40.940
9	1	1:41.667	29:00.571	32.841	20.002	13.824	21.267	12.965	0.768
			Elapsed	32.841	52.843	1:06.667	1:27.934	1:40.899	1:41.667
10	1	1:40.100	30:40.671	32.983	20.084	13.719	19.659	12.805	0.850
			Elapsed	32.983	53.067	1:06.786	1:26.445	1:39.250	1:40.100

 Personal Best  Session Best **B** Crossing the pit lane

Lap	D	Time	Elapsed	IM1a	IM1	IM2a	IM2	IM3a	FL	
32		GMG Racing		1. Kyle Washington						
		<small>Porsche 911 GT3-R (992) EVO</small>								
1	1	1:58.650	1:58.650	47.154	21.219	13.847	21.351	14.289	0.790	
			Elapsed	47.154	1:08.373	1:22.220	1:43.571	1:57.860	1:58.650	
2	1	1:44.337	3:42.987	33.718	20.432	13.538	21.520	14.346	0.783	
			Elapsed	33.718	54.150	1:07.688	1:29.208	1:43.554	1:44.337	
3	1	1:38.387	5:21.374	32.690	19.519	13.310	19.090	13.003	0.775	
			Elapsed	32.690	52.209	1:05.519	1:24.609	1:37.612	1:38.387	
4	1	1:46.229	7:07.603	32.430	19.486	13.316	23.067	17.119	0.811	
			Elapsed	32.430	51.916	1:05.232	1:28.299	1:45.418	1:46.229	
5	1	1:40.301	8:47.904	32.854	19.807	13.503	19.651	13.644	0.842	
			Elapsed	32.854	52.661	1:06.164	1:25.815	1:39.459	1:40.301	
6	1	1:39.585	10:27.489	33.463	19.714	13.278	19.434	12.931	0.765	
			Elapsed	33.463	53.177	1:06.455	1:25.889	1:38.820	1:39.585	
7	1	1:39.256	12:06.745	32.869	19.920	13.240	19.457	13.019	0.751	
			Elapsed	32.869	52.789	1:06.029	1:25.486	1:38.505	1:39.256	
8	1	1:37.802	13:44.547	32.459	19.383	13.199	19.175	12.833	0.753	
			Elapsed	32.459	51.842	1:05.041	1:24.216	1:37.049	1:37.802	
9	1	1:39.265	15:23.812	32.583	20.422	13.525	19.273	12.710	0.752	
			Elapsed	32.583	53.005	1:06.530	1:25.803	1:38.513	1:39.265	
10	1	1:38.369	17:02.181	32.422	19.698	13.357	19.276	12.840	0.776	
			Elapsed	32.422	52.120	1:05.477	1:24.753	1:37.593	1:38.369	
11	1	1:37.576	18:39.757	32.357	19.497	13.263	19.042	12.651	0.766	
			Elapsed	32.357	51.854	1:05.117	1:24.159	1:36.810	1:37.576	
12	1	1:40.712	20:20.469	32.376	22.154	13.350	19.309	12.750	0.773	
			Elapsed	32.376	54.530	1:07.880	1:27.189	1:39.939	1:40.712	
13	1	1:37.731	21:58.200	32.422	19.448	13.197	19.172	12.723	0.769	
			Elapsed	32.422	51.870	1:05.067	1:24.239	1:36.962	1:37.731	
14	1	1:39.989	23:38.189	32.949	20.451	13.316	19.271	13.228	0.774	
			Elapsed	32.949	53.400	1:06.716	1:25.987	1:39.215	1:39.989	
15	1	1:43.265	25:21.454	32.724	19.832	13.627	21.879	14.366	0.837	
			Elapsed	32.724	52.556	1:06.183	1:28.062	1:42.428	1:43.265	

■ Personal Best ■ Session Best **B** Crossing the pit lane

Lap	D	Time	Elapsed	IM1a	IM1	IM2a	IM2	IM3a	FL	
45		Ruckus Racing		1.Scott Blind						
		<small>Porsche 911 GT3-R (992) EVO</small>								
1	1	2:48.144	2:48.144						2:48.144	
			Elapsed							
2	1	1:37.752	4:25.896	32.407	19.401	13.314	19.088	12.809	0.733	
			Elapsed	32.407	51.808	1:05.122	1:24.210	1:37.019	1:37.752	
3	1	1:37.767	6:03.663	32.557	19.366	13.382	19.036	12.692	0.734	
			Elapsed	32.557	51.923	1:05.305	1:24.341	1:37.033	1:37.767	
4	1	1:37.268	7:40.931	32.272	19.238	13.370	18.997	12.663	0.728	
			Elapsed	32.272	51.510	1:04.880	1:23.877	1:36.540	1:37.268	
5	1	1:37.810	9:18.741	32.248	19.428	13.468	19.184	12.752	0.730	
			Elapsed	32.248	51.676	1:05.144	1:24.328	1:37.080	1:37.810	
6	1	1:38.837	10:57.578	32.401	19.751	13.606	19.638	12.706	0.735	
			Elapsed	32.401	52.152	1:05.758	1:25.396	1:38.102	1:38.837	
7	1	1:40.709	12:38.287	32.443	20.475	14.199	19.831	13.020	0.741	
			Elapsed	32.443	52.918	1:07.117	1:26.948	1:39.968	1:40.709	
8	1	5:27.462 B	18:05.749	4:17.406	21.409	14.225	20.023	13.626	0.773	
			Elapsed	4:17.406	4:38.815	4:53.040	5:13.063	5:26.689	5:27.462	
9	1	1:39.069	19:44.818	33.018	19.521	13.430	19.389	13.004	0.707	
			Elapsed	33.018	52.539	1:05.969	1:25.358	1:38.362	1:39.069	
10	1	1:38.455	21:23.273	32.528	19.577	13.562	19.256	12.830	0.702	
			Elapsed	32.528	52.105	1:05.667	1:24.923	1:37.753	1:38.455	
11	1	1:37.389	23:00.662	32.434	19.340	13.282	19.011	12.595	0.727	
			Elapsed	32.434	51.774	1:05.056	1:24.067	1:36.662	1:37.389	
12	1	1:36.716	24:37.378	32.285	19.218	13.199	18.838	12.452	0.724	
			Elapsed	32.285	51.503	1:04.702	1:23.540	1:35.992	1:36.716	
13	1	1:36.668	26:14.046	31.974	19.174	13.292	18.897	12.609	0.722	
			Elapsed	31.974	51.148	1:04.440	1:23.337	1:35.946	1:36.668	
14	1	1:36.521	27:50.567	32.076	19.020	13.315	18.788	12.595	0.727	
			Elapsed	32.076	51.096	1:04.411	1:23.199	1:35.794	1:36.521	
15	1	1:36.336	29:26.903	32.013	19.028	13.179	18.829	12.538	0.749	
			Elapsed	32.013	51.041	1:04.220	1:23.049	1:35.587	1:36.336	
16	1	1:35.784	31:02.687	31.824	19.052	13.169	18.609	12.358	0.772	
			Elapsed	31.824	50.876	1:04.045	1:22.654	1:35.012	1:35.784	

 Personal Best  Session Best **B** Crossing the pit lane

Lap	D	Time	Elapsed	IM1a	IM1	IM2a	IM2	IM3a	FL
50		Chouest Povoledo Racing			1. Ross Chouest				
		Chevrolet Corvette Z06 GT3.R							
1	1	3:02.973	3:02.973						
			Elapsed						3:02.973
2	1	1:37.752	4:40.725	32.792	19.728	13.212	18.805	12.460	0.755
			Elapsed	32.792	52.520	1:05.732	1:24.537	1:36.997	1:37.752
3	1	1:37.505	6:18.230	32.517	19.564	13.160	19.014	12.498	0.752
			Elapsed	32.517	52.081	1:05.241	1:24.255	1:36.753	1:37.505
4	1	1:37.153	7:55.383	32.216	19.541	13.219	18.919	12.486	0.772
			Elapsed	32.216	51.757	1:04.976	1:23.895	1:36.381	1:37.153
5	1	1:37.147	9:32.530	32.437	19.403	13.162	18.946	12.431	0.768
			Elapsed	32.437	51.840	1:05.002	1:23.948	1:36.379	1:37.147
6	1	1:41.947	11:14.477	32.443	21.602	15.022	19.486	12.656	0.738
			Elapsed	32.443	54.045	1:09.067	1:28.553	1:41.209	1:41.947
7	1	4:54.054 B	16:08.531	3:41.620	23.131	14.115	21.035	13.366	0.787
			Elapsed	3:41.620	4:04.751	4:18.866	4:39.901	4:53.267	4:54.054
8	1	1:43.780	17:52.311	33.997	20.353	13.608	20.830	14.150	0.842
			Elapsed	33.997	54.350	1:07.958	1:28.788	1:42.938	1:43.780
9	1	1:39.744	19:32.055	33.396	20.204	13.484	19.239	12.665	0.756
			Elapsed	33.396	53.600	1:07.084	1:26.323	1:38.988	1:39.744
10	1	1:37.777	21:09.832	32.803	19.439	13.156	19.068	12.549	0.762
			Elapsed	32.803	52.242	1:05.398	1:24.466	1:37.015	1:37.777
11	1	1:36.596	22:46.428	32.261	19.276	13.348	18.857	12.119	0.735
			Elapsed	32.261	51.537	1:04.885	1:23.742	1:35.861	1:36.596
12	1	1:36.285	24:22.713	32.209	19.393	13.075	18.627	12.221	0.760
			Elapsed	32.209	51.602	1:04.677	1:23.304	1:35.525	1:36.285
13	1	1:38.321	26:01.034	32.067	19.156	13.027	20.598	12.703	0.770
			Elapsed	32.067	51.223	1:04.250	1:24.848	1:37.551	1:38.321
14	1	1:36.264	27:37.298	32.385	19.197	13.095	18.715	12.131	0.741
			Elapsed	32.385	51.582	1:04.677	1:23.392	1:35.523	1:36.264
15	1	1:36.357	29:13.655	32.149	19.361	12.968	18.702	12.417	0.760
			Elapsed	32.149	51.510	1:04.478	1:23.180	1:35.597	1:36.357
16	1	1:35.876	30:49.531	31.943	19.210	13.050	18.551	12.377	0.745
			Elapsed	31.943	51.153	1:04.203	1:22.754	1:35.131	1:35.876

Lap	D	Time	Elapsed	IM1a	IM1	IM2a	IM2	IM3a	FL
56		SKI AUTOSPORTS			1. Memo Gidley				
		Audi R8 LMS GT3 EVOII							
1	1	19:03.745	19:03.745	17:44.173	24.311	16.218	23.101	15.052	0.890
			Elapsed	17:44.173	18:08.484	18:24.702	18:47.803	19:02.855	19:03.745
2	1	1:47.052	20:50.797	38.102	20.318	13.850	20.505	13.506	0.771
			Elapsed	38.102	58.420	1:12.270	1:32.775	1:46.281	1:47.052
3	1	2:42.430 B	23:33.227	1:33.734	19.860	13.536	21.624	12.920	0.756
			Elapsed	1:33.734	1:53.594	2:07.130	2:28.754	2:41.674	2:42.430
4	1	1:38.413	25:11.640	33.235	19.391	13.378	19.035	12.617	0.757
			Elapsed	33.235	52.626	1:06.004	1:25.039	1:37.656	1:38.413
5	1	1:36.591	26:48.231	32.189	19.112	13.144	18.988	12.406	0.752
			Elapsed	32.189	51.301	1:04.445	1:23.433	1:35.839	1:36.591
6	1	1:36.011	28:24.242	31.861	19.034	13.051	18.964	12.344	0.757
			Elapsed	31.861	50.895	1:03.946	1:22.910	1:35.254	1:36.011
7	1	1:35.925	30:00.167	31.879	18.929	13.070	18.833	12.454	0.760
			Elapsed	31.879	50.808	1:03.878	1:22.711	1:35.165	1:35.925

■ Personal Best ■ Session Best ■ Crossing the pit lane

Lap	D	Time	Elapsed	IM1a	IM1	IM2a	IM2	IM3a	FL
70		MISHUMOTORS <small>Callaway Corvette Z06R GT3</small>		1. Mirco Schultis					
1	1	5:12.407	5:12.407	4:01.191	22.632	14.623	20.242	12.967	0.752
			Elapsed	4:01.191	4:23.823	4:38.446	4:58.688	5:11.655	5:12.407
2	1	1:41.882	6:54.289	33.121	19.972	13.911	20.819	13.254	0.805
			Elapsed	33.121	53.093	1:07.004	1:27.823	1:41.077	1:41.882
3	1	5:14.573 B	12:08.862	4:07.886	20.312	13.612	19.405	12.641	0.717
			Elapsed	4:07.886	4:28.198	4:41.810	5:01.215	5:13.856	5:14.573
4	1	1:37.731	13:46.593	32.191	19.489	13.400	19.352	12.583	0.716
			Elapsed	32.191	51.680	1:05.080	1:24.432	1:37.015	1:37.731
5	1	1:38.536	15:25.129	32.153	20.002	13.529	19.536	12.596	0.720
			Elapsed	32.153	52.155	1:05.684	1:25.220	1:37.816	1:38.536
6	1	1:37.653	17:02.782	32.381	19.454	13.475	19.105	12.518	0.720
			Elapsed	32.381	51.835	1:05.310	1:24.415	1:36.933	1:37.653
7	1	1:38.049	18:40.831	32.440	19.719	13.557	19.142	12.471	0.720
			Elapsed	32.440	52.159	1:05.716	1:24.858	1:37.329	1:38.049
8	1	1:37.914	20:18.745	32.162	20.114	13.405	19.118	12.391	0.724
			Elapsed	32.162	52.276	1:05.681	1:24.799	1:37.190	1:37.914
9	1	1:37.651	21:56.396	32.234	19.610	13.391	19.132	12.559	0.725
			Elapsed	32.234	51.844	1:05.235	1:24.367	1:36.926	1:37.651
10	1	1:37.160	23:33.556	32.206	19.432	13.218	19.025	12.558	0.721
			Elapsed	32.206	51.638	1:04.856	1:23.881	1:36.439	1:37.160
11	1	1:39.316	25:12.872	33.634	19.429	13.459	19.594	12.482	0.718
			Elapsed	33.634	53.063	1:06.522	1:26.116	1:38.598	1:39.316
12	1	1:36.787	26:49.659	32.167	19.258	13.267	19.024	12.349	0.722
			Elapsed	32.167	51.425	1:04.692	1:23.716	1:36.065	1:36.787
13	1	1:41.316	28:30.975	32.938	20.408	13.773	20.495	12.919	0.783
			Elapsed	32.938	53.346	1:07.119	1:27.614	1:40.533	1:41.316
14	1	1:37.296	30:08.271	32.720	19.442	13.166	18.796	12.458	0.714
			Elapsed	32.720	52.162	1:05.328	1:24.124	1:36.582	1:37.296

Lap	D	Time	Elapsed	IM1a	IM1	IM2a	IM2	IM3a	FL
72		Wright Motorsports <small>Porsche 911 GT3-R (992)</small>		1. Dave Musial Sr.					
1	1	8:45.072	8:45.072	7:17.648	27.872	17.853	25.382	15.242	1.075
			Elapsed	7:17.648	7:45.520	8:03.373	8:28.755	8:43.997	8:45.072
2	1	1:51.428	10:36.500	38.713	22.408	15.088	20.878	13.517	0.824
			Elapsed	38.713	1:01.121	1:16.209	1:37.087	1:50.604	1:51.428
3	1	1:39.453	12:15.953	33.025	19.750	13.728	19.404	12.767	0.779
			Elapsed	33.025	52.775	1:06.503	1:25.907	1:38.674	1:39.453
4	1	1:38.466	13:54.419	32.710	19.774	13.599	19.032	12.578	0.773
			Elapsed	32.710	52.484	1:06.083	1:25.115	1:37.693	1:38.466
5	1	1:46.910	15:41.329	33.085	22.569	14.423	22.947	13.089	0.797
			Elapsed	33.085	55.654	1:10.077	1:33.024	1:46.113	1:46.910
6	1	1:38.624	17:19.953	32.549	19.387	13.924	19.305	12.702	0.757
			Elapsed	32.549	51.936	1:05.860	1:25.165	1:37.867	1:38.624
7	1	1:37.858	18:57.811	32.697	19.475	13.338	19.124	12.464	0.760
			Elapsed	32.697	52.172	1:05.510	1:24.634	1:37.098	1:37.858
8	1	1:38.174	20:35.985	32.228	19.181	13.348	19.013	13.577	0.827
			Elapsed	32.228	51.409	1:04.757	1:23.770	1:37.347	1:38.174
9	1	1:43.701	22:19.686	32.771	19.946	13.892	22.652	13.626	0.814
			Elapsed	32.771	52.717	1:06.609	1:29.261	1:42.887	1:43.701
10	1	3:32.042 B	25:51.728	2:23.289	21.243	14.759	19.303	12.669	0.779
			Elapsed	2:23.289	2:44.532	2:59.291	3:18.594	3:31.263	3:32.042
11	1	1:37.018	27:28.746	32.163	19.199	13.379	19.114	12.403	0.760
			Elapsed	32.163	51.362	1:04.741	1:23.855	1:36.258	1:37.018
12	1	1:36.680	29:05.426	32.250	19.260	13.349	18.825	12.241	0.755
			Elapsed	32.250	51.510	1:04.859	1:23.684	1:35.925	1:36.680
13	1	1:41.035	30:46.461	31.857	19.149	13.485	19.754	15.856	0.934
			Elapsed	31.857	51.006	1:04.491	1:24.245	1:40.101	1:41.035

■ Personal Best ■ Session Best **B** Crossing the pit lane

Lap	D	Time	Elapsed	IM1a	IM1	IM2a	IM2	IM3a	FL
89		RacingSupport		1. David Lecko					
		Ginetta GTP8							
1	1	5:11.796	5:11.796						
			Elapsed		4:19.582		4:56.533		5:11.796
2	1	1:50.110	7:01.906						
			Elapsed		59.531		1:35.228		1:50.110
3	1	1:47.549	8:49.455						
			Elapsed		57.458		1:32.919		1:47.549
4	1	1:50.108	10:39.563			22.222	13.335		
			Elapsed		59.555	1:21.777	1:35.112		1:50.108
5	1	1:47.466	12:27.029						
			Elapsed		57.423		1:32.865		1:47.466
6	1	1:49.371	14:16.400						
			Elapsed					0.487	1:48.884
7	1	1:47.811	16:04.211						
			Elapsed		57.935		1:33.250		1:47.811
8	1	1:47.805	17:52.016						
			Elapsed		57.364		1:32.786		1:47.805
9	1	1:49.563	19:41.579						
			Elapsed		58.268		1:34.850		1:49.563
10	1	3:46.558 B	23:28.137	2:34.042	21.858				
			Elapsed	2:34.042	2:55.900		3:31.480		3:46.558
11	1	1:47.263	25:15.400						
			Elapsed		57.177	15.435	20.184		1:47.263
12	1	1:46.609	27:02.009						
			Elapsed		57.055		1:32.091		1:46.609
13	1	1:48.235	28:50.244	39.657	18.011				
			Elapsed	39.657	57.668		1:33.357		1:48.235

610		Flying Lizard Motorsports		1. Craig Lumsden					
		BMW M4 GT4 (G82) EVO							
1	1	3:02.353	3:02.353						
			Elapsed						3:02.353
2	1	1:54.148	4:56.501	37.726	22.798	15.870	22.008	14.878	0.868
			Elapsed	37.726	1:00.524	1:16.394	1:38.402	1:53.280	1:54.148
3	1	1:55.185	6:51.686	38.546	23.128	15.793	22.270	14.551	0.897
			Elapsed	38.546	1:01.674	1:17.467	1:39.737	1:54.288	1:55.185
4	1	1:56.689	8:48.375	38.047	23.458	15.703	23.337	15.135	1.009
			Elapsed	38.047	1:01.505	1:17.208	1:40.545	1:55.680	1:56.689
5	1	2:00.496	10:48.871	39.861	25.094	16.602	22.805	15.227	0.907
			Elapsed	39.861	1:04.955	1:21.557	1:44.362	1:59.589	2:00.496
6	1	1:55.267	12:44.138	38.413	23.144	16.044	22.248	14.563	0.855
			Elapsed	38.413	1:01.557	1:17.601	1:39.849	1:54.412	1:55.267
7	1	1:54.926	14:39.064	37.922	22.999	15.723	22.467	14.907	0.908
			Elapsed	37.922	1:00.921	1:16.644	1:39.111	1:54.018	1:54.926
8	1	1:54.149	16:33.213	37.721	22.588	15.555	22.801	14.606	0.878
			Elapsed	37.721	1:00.309	1:15.864	1:38.665	1:53.271	1:54.149
9	1	1:58.148	18:31.361	38.950	23.235	16.304	23.204	15.517	0.938
			Elapsed	38.950	1:02.185	1:18.489	1:41.693	1:57.210	1:58.148
10	1	2:05.384	20:36.745	39.908	26.478	17.141	23.861	17.008	0.988
			Elapsed	39.908	1:06.386	1:23.527	1:47.388	2:04.396	2:05.384
11	1	2:05.338	22:42.083	39.693	25.243	16.382	25.956	16.984	1.080
			Elapsed	39.693	1:04.936	1:21.318	1:47.274	2:04.258	2:05.338